

**Terry's of York
Head Office and Multi-Storey Factory Building
Bishopthorpe Road
York**

SE 59931 49887

Level 2 Building Survey

Contents	Page
Figure List	2
Plate List	3
Non Technical Summary	8
1. Introduction	9
2. Site Description	9
3. Historical Background	10
4. Aims and Objectives	11
5. Methodology	11
6. Building Survey	13
7. Discussion and Conclusions	19
8. References	21
9. List of Contributors	22
Appendices	
1. Conservation Area Description	137
2. Listed Building Description	139
3. Photographic Listing	142
4. Observations of the Building Survey	164

Figure List

		Page
1.	Site Location. Scale 1:50,000.	23
2.	Proposed Development Area. Scale 1:2500.	24
3.	Terry's Head Office: Elevations	25
4.	Terry's Head Office: Ground Floor Plan	26
5.	Terry's Head Office: First Floor Plan	27
6.	Terry's Head Office: Gantry	28
7.	Terry's Head Office: Roof Plan	29
8.	Terry's Head Office: Sections	30
9.	Terry's Factory: Elevations	31
10.	Terry's Factory: Ground Floor Plan	32
11.	Terry's Factory: First Floor Plan	33
12.	Terry's Factory: Second Floor Plan	34
13.	Terry's Factory: Second Floor Mezzanine Plan	35
14.	Terry's Factory: Third Floor Plan	36
15.	Terry's Factory: Fourth Floor Plan	37
16.	Terry's Factory: Fourth Floor Mezzanine Plan	38
17.	Terry's Factory: Roof Plan	39
18.	Terry's Factory: Section	40

Plate List	Page
1. General view of Terry's from Bishopthorpe Road. (CMG1319.jpg). Facing West.	41
2. General view of Boundary Wall. (CMG1320.jpg). Facing South-west.	41
3. General view of Boundary Wall. (CMG1321.jpg). Facing North-west.	42
4. General view of Site (CMG1281.jpg). Facing North.	42
5. General view of Site (CMG1289.jpg). Facing North-west.	43
6. General view of Site (CMG1295.jpg). Facing North.	43
7. General view of Clock Tower (CMG1314.jpg). Facing West.	44
8. General view of Clock Tower (CMG1284.jpg). Facing North-east.	44
9. General view of Clock Tower (CMG1292.jpg). Facing South-west.	45
10. General view of Factory (943/35). Facing North.	45
11. Head Office. East Elevation (943/29). Facing West.	46
12. Head Office. East Elevation Centre (943/31). Facing West.	46
13. Head Office. East Elevation South End (943/30). Facing West.	47
14. Head Office. East Elevation North End (943/32). Facing West.	47
15. Head Office. East Elevation Porch (943/33). Facing West.	48
16. Head Office. East Elevation Detail of Porch Moulding (CMG1323.jpg). Facing West.	48
17. Head Office. South Elevation (943/23). Facing North-east.	49
18. Head Office. South Elevation Centre (943/25). Facing North.	49
19. Head Office. South Elevation West End (943/24). Facing North.	50
20. Head Office. South Elevation East End (943/27). Facing North.	50
21. Head Office. South Elevation Windows (943/26). Facing North.	51
22. Head Office. South Elevation Doors (943/36). Facing North.	51
23. Head Office. North Elevation (943/15). Facing South.	52
24. Head Office. South Elevation Centre (943/19). Facing South.	52
25. Head Office. South Elevation East End (943/20). Facing South.	53
26. Head Office. South Elevation West End (943/17). Facing South.	53
27. Head Office. South Elevation Windows (943/18). Facing South.	54
28. Head Office. West Elevation (943/16). Facing South-east.	54
29. Head Office. West Elevation (943/22). Facing North-east.	55
30. Head Office. West Elevation Door (943/21). Facing East.	55
31. Head Office. Ground Floor Interior (DSC_0308.jpg). Facing East.	56
32. Head Office. Ground Floor Interior (DSC_0304.jpg). Facing West.	56
33. Head Office. Ground Floor Interior (DSC_0302.jpg). Facing West.	57
34. Head Office. Ground Floor Interior (DSC_0303.jpg). Facing West.	57
35. Head Office. Ground Floor Interior (DSC_0305.jpg). Facing West.	58
36. Head Office. Ground Floor Interior (DSC_0306.jpg). Facing South.	58
37. Head Office. Ground Floor Interior (DSC_0307.jpg). Facing	

North.	59
38. Head Office. Ground Floor Interior Cupola (DSC_0076.jpg).	59
39. Head Office. Ground Floor Interior (DSC_0311.jpg). Facing North-west.	60
40. Head Office. Ground Floor Interior (DSC_0312.jpg). Facing South.	60
41. Head Office. Ground Floor Interior (DSC_0313.jpg). Facing West.	61
42. Head Office. Ground Floor Interior (DSC_0314.jpg). Facing West.	61
43. Head Office. Ground Floor Interior (DSC_0315.jpg). Facing South.	62
44. Head Office. Ground Floor Interior (DSC_0316.jpg). Facing East.	62
45. Head Office. Ground Floor Interior (DSC_0318.jpg). Facing West.	63
46. Head Office. Ground Floor Interior (DSC_0319.jpg). Facing West.	63
47. Head Office. Ground Floor Interior (DSC_0320.jpg). Facing South.	64
48. Head Office. Ground Floor Interior (DSC_0321.jpg). Facing West.	64
49. Head Office. Ground Floor Interior (DSC_0322.jpg). Facing West.	65
50. Head Office. Ground Floor Interior (DSC_0323.jpg). Facing North.	65
51. Head Office. Ground Floor Interior (DSC_0137.jpg). Facing North.	66
52. Head Office. Ground Floor Interior (DSC_0139.jpg). Facing West.	66
53. Head Office. Ground Floor Interior (DSC_0141.jpg). Facing East.	67
54. Head Office. Ground Floor Interior (DSC_0143.jpg). Facing North.	67
55. Head Office. Ground Floor Interior (DSC_0145.jpg). Facing West.	68
56. Head Office. Ground Floor Interior (DSC_147.jpg). Facing North-east.	68
57. Head Office. Ground Floor Interior (DSC_0149.jpg). Facing North.	69
58. Head Office. Ground Floor Interior (DSC_0148.jpg). Facing West.	69
59. Head Office. Ground Floor Interior (DSC_0150.jpg). Facing North.	70
60. Head Office. Ground Floor Interior (DSC_0151.jpg). Facing North.	70
61. Head Office. Ground Floor Interior (DSC_0154.jpg). Facing West.	71
62. Head Office. Ground Floor Interior (DSC_0156.jpg). Facing West.	71

63.	Head Office. First Floor Interior (DSC_0158.jpg). Facing North.	72
64.	Head Office. First Floor Interior (DSC_0159.jpg). Facing West.	72
65.	Head Office. First Floor Interior (DSC_0162.jpg). Facing South.	73
66.	Head Office. First Floor Interior (DSC_0163.jpg). Facing East.	73
67.	Head Office. First Floor Interior (DSC_0165.jpg). Facing East.	74
68.	Head Office. First Floor Interior (DSC_0166.jpg). Facing West.	74
69.	Head Office. First Floor Interior (CMG1218.jpg). Facing North.	75
70.	Head Office. First Floor Interior (DSC_0170.jpg). Facing East.	75
71.	Head Office. First Floor Interior (DSC_0173.jpg). Facing North.	76
72.	Head Office. First Floor Interior (DSC_0172.jpg). Facing South.	76
73.	Head Office. First Floor Interior (DSC_0174.jpg). Facing West.	77
74.	Head Office. First Floor Interior (DSC_0180.jpg). Facing North.	77
75.	Head Office. First Floor Interior (DSC_0182.jpg). Facing East.	78
76.	Head Office. First Floor Interior (DSC_0183.jpg). Facing East.	78
77.	Head Office. First Floor Interior (DSC_0184.jpg). Facing West.	79
78.	Head Office. First Floor Interior (DSC_0186.jpg). Facing West.	79
79.	Head Office. First Floor Interior (DSC_0187.jpg). Facing East.	80
80.	Head Office. First Floor Interior (DSC_0190.jpg). Facing North.	80
81.	Head Office. First Floor Interior (DSC_0191.jpg). Facing East.	81
82.	Head Office. First Floor Interior (DSC_0192.jpg). Facing West.	81
83.	Head Office. First Floor Interior (DSC_0193.jpg). Facing West.	82
84.	Head Office. First Floor Interior (DSC_0197.jpg). Facing West.	82
85.	Head Office. First Floor Interior (DSC_0198.jpg). Facing North-east.	83
86.	Head Office. First Floor Interior (CMG1188.jpg). Facing South.	83
87.	Head Office. First Floor Interior (CMG1190.jpg). Facing North.	84
88.	Head Office. First Floor Interior (DSC_0209.jpg). Facing North.	84
89.	Head Office. First Floor Interior (DSC_0210.jpg). Facing South.	85
90.	Head Office. First Floor Interior Ceiling (DSC_0212.jpg).	85
91.	Head Office. First Floor Interior (DSC_0215.jpg). Facing West.	86
92.	Head Office. First Floor Interior (DSC_0219.jpg). Facing South-east.	86
93.	Head Office. First Floor Interior (CMG1180.jpg). Facing East.	87
94.	Head Office. First Floor Interior (DSC_0220.jpg). Facing South.	87
95.	Head Office. First Floor Interior (DSC_0223.jpg). Facing South.	88
96.	Head Office. First Floor Interior (DSC_0224.jpg). Facing North.	88
97.	Head Office. First Floor Interior (DSC_0225.jpg). Facing East.	89
98.	Head Office. First Floor Interior (DSC_0226.jpg). Facing West.	89
99.	Head Office. First Floor Interior (DSC_0227.jpg). Facing East.	90
100.	Head Office. First Floor Interior (DSC_0231.jpg). Facing North-east.	90
101.	Head Office. First Floor Interior (DSC_0232.jpg). Facing East.	91
102.	Head Office. First Floor Interior (DSC_0237.jpg). Facing North.	91
103.	Head Office. First Floor Interior (DSC_0235.jpg). Facing North.	92
104.	Head Office. First Floor Interior (DSC_0236.jpg). Facing West.	92
105.	Head Office. First Floor Interior (DSC_0238.jpg). Facing West.	93
106.	Head Office. First Floor Interior (DSC_0241.jpg). Facing West.	93
107.	Head Office. First Floor Interior (DSC_0248.jpg). Facing East.	94
108.	Head Office. First Floor Interior (DSC_0250.jpg). Facing North- west.	94

109. Head Office. First Floor Interior (DSC_.0252.jpg). Facing North.	95
110. Head Office. First Floor Interior (DSC_.0266.jpg). Facing South-east.	95
111. Head Office. First Floor Interior (DSC_.0268.jpg). Facing West.	96
112. Head Office. First Floor Interior (DSC_.0269.jpg). Facing North.	96
113. Head Office. First Floor Interior (DSC_.0273.jpg). Facing North-east.	97
114. Head Office. First Floor Interior (DSC_.0275.jpg). Facing North.	97
115. Head Office. First Floor Interior (DSC_.0281.jpg). Facing East.	98
116. Head Office. First Floor Interior (DSC_.0284.jpg). Facing East.	98
117. Head Office. First Floor Interior (DSC_.0289.jpg). Facing East.	99
118. Head Office. First Floor Interior (DSC_.0291.jpg). Facing West.	99
119. Head Office. First Floor Interior (DSC_.0293.jpg). Facing North.	100
120. Head Office Roof (P1010001.jpg). Facing North.	100
121. Head Office Roof (P1010003.jpg). Facing South.	101
122. Head Office Roof (P1010007.jpg). Facing North.	101
123. Head Office Roof (P1010008.jpg). Facing West.	102
124. Head Office Roof (P1010005.jpg). Facing West.	102
125. Factory North Elevation (943/2). Facing West.	103
126. Factory North Elevation (943/10). Facing East.	103
127. Factory North Elevation (943/9). Facing South.	104
128. Factory North Elevation (943/11). Facing South.	104
129. Factory East Elevation (943/3). Facing South-west.	105
130. Factory East Elevation (943/4). Facing West.	105
131. Factory East Elevation (943/6). Facing West.	106
132. Factory East Elevation (943/7). Facing West.	106
133. Factory West Elevation (943/12). Facing South-east.	107
134. Factory West Elevation (943/14). Facing East.	107
135. Factory South Elevation (943/13). Facing North-east.	108
136. Factory Basement (P1010067.jpg). Facing East.	108
137. Factory Basement (P1010068.jpg). Facing West.	109
138. Factory Ground Floor Interior (P1010069.jpg). Facing East.	109
139. Factory Ground Floor Interior (P1010047.jpg). Facing North.	110
140. Factory Ground Floor Interior (P1010048.jpg). Facing East.	110
141. Factory Ground Floor Interior (P1010052.jpg). Facing East.	111
142. Factory Ground Floor Interior (P1010064.jpg). Facing East.	111
143. Factory Ground Floor Interior (P1010065.jpg). Facing North.	112
144. Factory Ground Floor Interior. (DSC_0333). Facing North.	112
145. Factory Ground Floor Interior. (DSC_0334). Facing North-east.	113
146. Factory Ground Floor Interior. (DSC_0336). Facing North-east.	113
147. Factory Ground Floor Interior. (DSC_0340). Facing East.	114
148. Factory Ground Floor Interior. (DSC_0341). Facing North.	114
149. Factory Ground Floor Interior. (DSC_0344). Facing North.	115
150. Factory First Floor Staircase. (DSC_0349). Facing West.	115
151. Factory First Floor Interior. (DSC_0354). Facing West.	116
152. Factory First Floor Interior. (DSC_0355). Facing West.	116
153. Factory First Floor Interior. (DSC_0358). Facing North.	117
154. Factory First Floor Interior. (DSC_0359). Facing South.	117
155. Factory First Floor Interior. (DSC_0361). Facing West.	118
156. Factory First Floor Interior. (DSC_0362). Facing West.	118

157. Factory First Floor Interior. (DSC_0363). Facing North.	119
158. Factory First Floor Interior. (DSC_0367). Facing South.	119
159. Factory First Floor Interior. (DSC_0369). Facing North.	120
160. Factory First Floor Interior. (DSC_0374). Facing West.	120
161. Factory First Floor Interior. (DSC_0377). Facing North.	121
162. Factory First Floor Interior. (DSC_0379). Facing West.	121
163. Factory Second Floor. Interior. (DSC_0389). Facing West.	122
164. Factory Second Floor. Interior. (DSC_0390). Facing East.	122
165. Factory Second Floor. Interior. (DSC_0400). Facing East.	123
166. Factory Second Floor. Interior. (DSC_0411). Facing West.	123
167. Factory Second Floor. Interior. (DSC_0402). Facing West.	124
168. Factory Second Floor. Interior. (DSC_0409). Facing West.	124
169. Factory Second Floor. Interior. (DSC_0418). Facing North.	125
170. Factory Second Floor. Interior. (DSC_0419). Facing West.	125
171. Factory Third Floor. Interior. (DSC_0422). Facing West.	126
172. Factory Third Floor. Interior. (DSC_0423). Facing West.	126
173. Factory Third Floor. Interior. (DSC_0425). Facing North-east.	127
174. Factory Third Floor. Interior. (DSC_0431). Facing West.	127
175. Factory Third Floor. Interior. (DSC_0433). Facing West.	128
176. Factory Third Floor. Interior. (DSC_0440). Facing East.	128
177. Factory Third Floor. Interior. (DSC_0444). Facing North-west.	129
178. Factory Third Floor. Interior. (DSC_0446). Facing West.	129
179. Factory Fourth Floor. Interior. (DSC_0458). Facing North.	130
180. Factory Fourth Floor. Interior. (DSC_0459). Facing West.	130
181. Factory Fourth Floor. Interior. (DSC_0460). Facing South-east.	131
182. Factory Roof (P1010010.jpg). Facing West.	131
183. Factory Roof (P1010011.jpg). Facing East.	132
184. Factory Roof (P1010013.jpg). Facing East.	132
185. Factory Roof (P1010015.jpg). Facing South.	133
186. Factory Roof (P1010018.jpg). Facing South-west.	133
187. Factory Roof (P1010019.jpg). Facing East.	134
188. Factory Roof (P1010020.jpg). Facing East.	134
189. Head Office. Ground Floor Interior. Basement Entrance (DSC_0001.jpg). Facing North.	135
190. Head Office Basement. Interior (DSC_0003.jpg). Facing North.	135
191. Head Office. Ground floor Interior (DSC_0007.jpg). Facing North-east.	136
192. Head Office. Ground floor Interior (DSC_0008.jpg). Facing North-east.	136

**Terry's of York
Head Office and Factory Building
Bishopthorpe Road
York**

SE 59931 49887

Level 2 Building Survey

Non-Technical Summary

A Level 2 Building Survey was undertaken at the former Terry's of York Chocolate Factory from 12-18th October 2006. The aim of the survey was to give a detailed description of two of the buildings contained within the boundaries of the factory grounds. The site lies within a conservation area and five of the original 1920's – 1930's factory buildings are Grade II Listed. This survey was undertaken to accompany a planning application for mixed use redevelopment.

The two buildings surveyed were the former general offices and the five storey factory building. The character and appearance of these building is characterised in the Baroque Revival style constructed in red brick with extensive use of 'Empire Stone' (an artificial stone with the appearance of ashlar sandstone). The Head Office is more ornate externally and has had only minor alterations. Whilst the Factory building is impressive in scale it has been altered through blocking windows and more recent extensions

The Factory has largely been stripped of all machinery but much still remains of the original tiles, stairwells and lifts. However it is the Head Office which contains much of the original features including a magnificent staircase with iron balusters, offices, lavatories, tiles and light fittings.

**Terry's of York
Head Office and Factory Building
Bishopthorpe Road
York**

SE 59931 49887

Level 2 Building Survey

1. Introduction

- 1.1 A Level 2 Building Survey of the Head Office Building and the Factory Building at Terry's of York Bishopthorpe Road, York (SE 59931 49887: Fig. 1) was undertaken by MAP Archaeological Consultancy under instruction from Under Construction Archaeology on Behalf of EC Harris acting for GHT (Grantside) Developments LLP. The Terry's of York site is part of a proposed redevelopment by GHT (Grantside) Developments LLP.
- 1.2 The survey was conducted between the 12th and 18th October 2006. The weather consisted of bright sunshine, overcast and dull foggy conditions.
- 1.3 Archaeological, Historical and Architectural remains are protected by means of Statutory Instruments (including Listed Building Register and Conservation Areas, Planning Policy Guidance 15: Planning and the Historic Environment, Planning No. 16: Archaeology and Planning and The City of York's Development Plans).
- 1.4 All work was funded by the developer, GHT Developments LLP.
- 1.5 All Maps within this report have been reproduced from the Ordnance Survey with the permission of the Controller of Her Majesty's Stationery Office, Crown Copyright, Licence No. AL50453A.

2. Site Description

- 2.1 The Terry's of York site is located approximately two kilometres south of York city centre, at the edge of the residential areas of South Bank and Nunthorpe,

100m west of the River Ouse, and the Racecourse to the south and east. The site is on the west side of Bishopthorpe Road and the south side of Campleshon Road with main access' on to both roads.

- 2.2 The southern part of the site is within the Racecourse and Terry's Factory Conservation Area (Appendix 1).
- 2.3 The site comprises 10.45 hectares (25.81 acres); at heights between 10 to 15m AOD.
- 2.4 The underlying geology is of mixed sands and gravels.

3. Historical Background

- 3.1 Terry's of York has its origins in the eighteenth century as the Confectioners Bayldon and Berry and was originally located near Bootham Bar. Joseph Terry, became a partner with Blaydon and Berry in 1823. In 1824, the firm moved to St Helen's Square, in the centre of York. By 1828, Joseph Terry was the sole owner and had started to develop the chocolate side of the business. The company Joseph Terry and Sons was formed in 1840.
- 3.2 Terry's built a new factory at Clementhorpe in 1862, which utilized the transport links along the River Ouse. By 1924, continued expansion led to the need for new premises for Terry's as expansion at Clementhorpe was prevented by the creation of Rowntree's Park. A greenfield site was chosen at Bishopthorpe Road and between 1924 and 1930, two factory buildings, Clock Tower Water Tower, Boiler House, Liquor Factory, Time Office Block and Head Offices were erected. These impressive red brick and Empire Stone buildings were designed by architects J G Davies and L E Wade. Production on the new site commenced in 1926 and provided a functional and 'state of the art' environment for the employees.
- 3.3 During the Second World War, the site was for the production of Jablo aeroplane propellers for Spitfires. The Nut and Fruit Store was built as an Air

Raid Shelter in 1939 but was used on a daily basis through the war for the production of Chivers Jam.

- 3.4 Further expansion of the Site in the 1960s, 1970s and 1980s continued with the building of the Central Services Blocks, Liquor Mill, Distribution warehouse and extension to the Single Storey Factory. The original single storey factory and the multi-storey factory were connected in this period. The period between 1963 and 1993 saw Terry's change hands as part of several large conglomerates including Forte, Colgate Palmolive, United Biscuits and finally Kraft General Foods who created the new name of Terry's Suchard. In March 2004, Kraft announced the closure of the Terry's site and in 2005 transferred the production overseas. The site was closed on 30th September 2005 and was acquired by Grantside Developments for redevelopment.
- 3.5 The Five main buildings of the Terry's factory were listed as Grade II buildings of architectural and historic importance by the Department of Culture Media and Sport in March 2005 (Appendix 2). Although the single-storey factory was one of the first buildings on the site, it was excluded from the listing.

4. Aims and Objectives

- 4.1 The purpose of the recording work was to provide a permanent archive record of the site to accompany a planning application (Fig. 2). The permanent archive record of the site consisted of a high-quality photographic record of all the relevant structures and fittings.

5. Methodology

- 5.1 The photographic record of the existing structures was made to the standards detailed by the Royal Commission on the Historic Monuments of England document 'Recording Historic Buildings: A Descriptive Specification' (Third Edition 2006).
- 5.2 The photographic record consisted of:
- General views of the exterior of the structures, with reference to their

landscape context.

- All elevations, external and internal (where appropriate) of the buildings and structures.
- Fixtures and fittings.
- Constructional details, including any details, which might help to phase the structures.

5.3 A Nikon FG-20 SLR camera fitted with a 35mm perspective shift lens, an Olympus Camedia 4-4000 Digital Camera, and a Nikon D 200 with Nikkor AF-S 18-70mm lens were used for all aspects of the photographic work. The images were taken on archivally stable conventional (silver-based) black and white print film (Ilford HP5 400ASA Black and White Print Film). Four films (144 frames/negatives) were exposed and 274 digital photographs were taken. All the photographs taken were cross-referenced (including position and orientation) to the site plan (Appendix 2).

5.4 Drawings of the site were prepared to RCHME standard using the plans supplied by Under Construction Archaeology from Met Surveys. These included; an accurate plan of all main floors and showed the layout and location of all openings, roof trusses and architectural details. Sections and elevations were drawn where appropriate.

5.5 Site drawings suitable for reproduction as report figures were prepared at scales of 1:200 on standard A-size.

5.6 A written account was made giving the precise location of the features of the buildings, a summary statement describing each component, materials, possible dates, a summary of the plan, form, function, age and development sequence. The written account refers to local historical sources.

5.7 The Building Survey did not entail the loss of, or damage to, the historical fabric of the building and was undertaken to Level 2 English Heritage guidelines.

6. Building Survey (Pls. 1-10)

6.1 Two Buildings were surveyed and photographed to Level 2 standard (English Heritage 2006), the Head Office Building (SE 59950 49850) and the Multi-Storey Factory Building (SE 59850 49780) at the Terry's of York site, Bishopthorpe Road. Both are Grade II Listed Buildings (Head Office, No. 492557 and Factory No. 492559 : Appendix 2). Other Listed buildings on the site include the Liquor Store (No. 493075), Clock Tower, Water Tower and Boiler House with Transformer House attached (No. 492560) and the Time Office Block (No. 492558).

6.2 Head Office Building Exterior (Figs. 3-8, Pls. 11-30)

6.2.1 The Head Office building for Terry's of York chocolate manufacturers was built between 1924-1 930. It was designed by J G Davies & L E Wade, and built in Red brick (English Bond) with Empire Stone dressings, centre pieces and corner sections. The building is two storeys high, each face with a centre façade and windows on either side. A raised parapet hides the roof of centre saw tooth (north) lights, cupola, and light wells on the eastern side and flat asphalt round the outside.

6.2.2 The Baroque Façade on the east elevation faces Bishopthorpe Road has a centre entrance with panelled double doors and overlight, and distyle in antis porch with Doric columns, all in Empire Stone. The top of the columns and pilasters have Yorkshire Rose motifs. On the first floor above the porch is a French door with an elaborate pedimented triple key surround with balustraded balcony. Five windows to either side with six-over-six vertical sashes in architraves, those on ground floor with alternating triangular and segmental pediments and on first floor with cornices. Beyond these, slightly projecting end blocks in Empire Stone with quoin strips of alternating bands of brick and Empire Stone, with central six-over-six sash flanked by narrow four-over-four sashes, of which the central first floor windows have Doric pilasters and triangular pediment with corbelled balustraded balconies.

6.2.3 The west, south and north facades are similar with a centrepiece between

seven window ranges and end blocks which repeat front façade design. Centrepiece in the north and south facades is ashlar with pilasters at the angles and three six-over-six windows on each floor, divided by quoin strips of alternating brick and Empire Stone. Parapet above has urns over the quoin strips. The centerpiece in the west façade is dominated by the later addition of a second floor gantry into the modern central services building. Concrete pillars flanking the central door support the gantry. The south elevation faces the entrance road. The current main entrance is in the south façade by the security office with new doors to the north and south with an access ramp, steps and turnstiles beside the main entrance gate. There is also an entrance into the western end block.

6.3 Head Office Building Interior (Figs 3-8, Pls 31 -1 24)

6.3.1 The plan of the Head Office block is of a central double height space surrounded on four sides by ground and first floor corridors and offices that face the exterior of the building.

6.3.2 There are two small rooms in the basement lit from the west elevation and accessed from the west. Staircase.

6.3.3 The ground floor is split between the central double height office space/atrium with surrounding corridors, general offices, boardroom, security office, on the south corridor and store rooms and strong rooms, medical rooms, kitchen and lavatories.

6.3.4 To the south of the Southern Corridor are offices (R-E.G. 030, 031, 032 to 036 and 037) and at the western end of the south corridor is the security office and two entrances (R-E.G. 037, 038, 039 and 040). To the south of the side exit on the western corridor is a medical facility (R-E.G. 041 to 049) and to the north is a small kitchen (R-E.G. 051). To the east of the western corridor is the strong room (Room 050), with its safe facing onto the main central area, store rooms (R-E.G. 047 and 055). The medical centre and security office have some internal windows providing light from the corridor.

- 6.3.5 The original entrance (R-E.G. 22) in the centre of the east elevation is no longer used and has entrance lobby with inner door leading to broad hallway with tiled floor. There is a grand staircase rising from centre rear of hall, with splayed lower flight, wrought iron balusters and square wooden newels and handrail, bifurcating from central landing to two flights with quarter turns from center and higher landings. The reception area is to the right of and partly beneath the staircase (R-E.G.021), with corridors off either side (north and south) of the Entrance Hall. The corridors have original double doors at intervals with decorative glass panels. Central cupola over hallway with coloured glass and ironwork. The Ceiling is coffered with dentilated cornices and glass panels. The corridors along the eastern side of the building are wood panelled to half height as far as a set of double doors on both the north and south sides. The corridors continue in a plainer style, enclosing the central large open double height office space.
- 6.3.6 The large central office (R-E.G. 054) has glass panelled barrel-vaulted ceiling with dentilated cornices, below roof with north lights. Space partially partitioned with glass and wooden screens, which the listing states as “not original”. The 1930s photographs show wooden screens on the eastern side of this space only, creating a series of offices along the eastern wall; so the original doors and glass panels are probably reused from these original partitions. Walls are wood panelled with pilasters at corners and semi-circular windows to the first floor at each end.
- 6.3.7 The offices and other rooms to the outer side of the corridors all have oak panelled doors with cared architraves, original wooden framed windows. Many of the rooms are subdivided by both modern partitions (R-E.G. 003, 004, 009, 010, 032, 033, 034, 035, 036, 037, 038, 039, 041, 042, 043, 044, 048 and 049), and original glazed paneling (R-E.G. 001, 002, 005, 006, 007, 026). Other rooms have modern lowered ceilings (R-E.G. 007, 032, 034, 035, 036, 046 and 048). The rooms vary in amount of architectural detail, the two rooms at the north (Rooms 015 & 016) and the room at the south end (Room 028) of the east elevation on the ground floor have decorated plaster ceilings, classical moulded cornices, and waist-height wainscoting, whilst other offices

are plainer. The boardroom at the southern end of the east elevation (Room 028) additionally has a triangular pediment over a plain frieze over the main door, and consoles supporting a cornice above another. The main central room (R-E.G. 054) and the two offices between the central office space and the eastern corridor, north and south of the main staircase (R-E.G. 019 and 025), are lit by internal lightwells (R-E.G. 017 and 027).

6.3.8 There are four lavatories on the ground floor: off the main east corridor are the high status ladies and gentlemen's lavatories (R-E.G. 029 and 014 respectively) with full height tiles on the walls (in part replaced by smaller square tiles in Room 014) and wooden screens and cubicles. Another washrooms is located at the entrance of the west end of the south elevation (Room 041). The medical centre also has a modern lavatory and shower (Room 045).

6.3.9 The offices rear of the main entrance hall are of lower status, with little internal decoration (R-E.G. 001-010, 030-039, 051 and 053). Rooms at the north of the west corridor (R-E.G. 001 and 053) have raised floors for cabling beneath (N. Rosenberg pers. Comm.) The corridors to the rear are plainer in decoration as well. The western entrance and staircase share many details with the Time Office Staircase. The medical center has some original tiling, probably connected to this areas original use (the medical center was previously in the Time Office).

6.3.10 First floor rooms are in general lower status, on the same plan to the ground floor. Many of the first floor rooms have lowered ceilings (R-E.F. 003, 004, 005, 006, 007, 008, 009, 010, 011, 013, 018, 020, 021, 023, 045) and modern partitions (R-E.F. 001, 002, 003, 004, 005, 006, 007, 024, 026, 033, 034, 035, 036, 037, 041, 042, 043, 044, 045 and 047). The north and south corridors are lit by glazed roof lights and have semi-circular large windows lighting Rooms (R-E.G. 054 and R-E.050). There are large washrooms in the western corridor north end (R-E.F. 001, 002 and 0047), separated by an office (R-E.F. 049). The lavatories have original white tiled walls with blue tiled decoraton.

6.3.11 The rooms off the north corridor are mostly laboratories, which have uPVC modern windows (R-E.F. 003, 004, 005, 006 and 008). The many of the rooms have glazed panel subdivisions (R-E.F. 006, 009, 014, 016, 017, 018, 020, 021, 028, 029, 030, 031, 032, 051, 038, and 039). The office on the northern corner of the east elevation (R-E.F. 016 and 017) has been subdivided but retains the original wood panelled walls and a decorated plaster ceiling. The room on the south side of the north corridor at the west end (R-E.F. 050) has the same semi-circular windows as the corridor and is highly decorated with Corinthian pilasters and dentilated decoration with two large glazed roof lights. The rooms south of this are storerooms and machinery rooms light by the north lights (R-E.F. 040, 042-044, 046 & 048).

6.4 Factory Exterior (Figs. 9-18, Pls. 125-137)

6.4.1 The Factory is five storeys high, measuring 157m long by 19m wide and 22m high, with entrance front towards central road through site. The building was built between 1924-30 by J.G. Davies and L.E. Wade. The building is steel framed construction with red brick in English bond with Empire Stone dressings and centrepiece, with a concrete and Empire Stone roof.

6.4.2 The main façade is the north elevation. The central entrance block is constructed of Empire Stone, slightly projecting, flanked by quoin strips of alternating brick and Empire Stone. There is a large door for vehicular access with smaller personnel doors to either side separated by Tuscan order columns, with antae to the sides and plain frieze and cornice above. This doorway and a row of small-paned windows above occupy two floors in height. Second and third floors have symmetrically arranged one and two light mullioned and transomed windows with cornices. Vestigial pediment over centre window on second floor. Fourth floor has mullion and transom windows in the centre flanked by glazed oculi in keyed Empire Stone surrounds. To the east and west the windows on all floors are mullioned and transomed with those on the first floor having cornices and those on the top floor with triple keyed lintels. There are slight projecting bays on either side mid way between centre and end blocks. The end blocks also project and have mullioned and transomed windows flanked by transomed single window, all with cornices,

except top floor which have glazed oculus in keyed surround flanked by transformed single lights with keyed lintels. Outside projecting end blocks, a tier of single lights in an ashlar strip to full height and alternating quoin strips on corner. Empire Stone parapet is stepped above projecting bays.

6.4.3 The east and west elevations are the same as the end blocks on the northern elevation and have single light tiers in Empire Stone strip. The south elevation is plainer with ranks of large metal framed windows with Empire Stone sills and lintels throughout. The south entrance is now enclosed by connection with the southern factory block. On the eastern elevation on the ground floor, an accessway has been punched through, removing the central window.

6.5 Factory Interior (Figs. 9-18, Pls. 138-1 88)

6.5.1 The basement of the Factory Building comprised two service shafts on the north and south of the building. There is also a service tunnel linking the north and south shafts and is the reason for the gap in the columns on all floors in the west side of the factory. The North Shaft was entered from the Ground Floor at the east and west stairwells. The South Shaft could be entered from the exterior, which was locked, and via a doorway on the centre accessway on the east side.

6.5.2 Ground floor comprised a main accessway through the building with free-standing and engaged pillars. The floors are now empty with no machinery. There is a central tiled staircase on either side of the main entrance on the south side. Access from the central staircase leads to lavatories and cloakrooms on the first floor, second floor, second floor mezzanine, third floor, fourth floor and fourth floor mezzanine. These are all fully tiled. There are lifts and further tiled staircases on the east and west ends on the north side and two by the central staircases. On the first to fourth floors there are storerooms east and west of the central lifts. There is an external lift on the east side of the south elevation. There is also an internal goods lift between the ground and the third floors on the north elevation west side. The first to fourth floors have wooden loading doors on the south elevation to the east and west of the central stairways. Pillars run down the centre length of each floor, and steel

frame construction is visible in boxed beams. The air-conditioning system and heating are still insitu.

6.5.3 On the ground floor the windows on the south elevation have been blocked in, only the external windows at the west end survive. The room west of the staircase is a strong room with safe behind the lift. On the east side of the central staircase is a lavatory block. The west side of the ground floor is open, and the east side has a transformer and four rooms with several subdivided partitions. On all floors, the walls are half tiled with white tiles with brown banding.

6.5.3 The first floor has subdivided offices on the east and west ends. The rest of the floor is open. The second floor has subdivided offices at the western end and has a room on the north elevation west end between the lift and the staircase. This room has internal windows. The third floor has a washroom at the west end, southern elevation, and a partitioned room east of the lift on the eastern lift of the north elevation. The fourth floor has several subdivided area made up of partition walls.

6.5.4 The Roof has accesses from the east, west and central staircases. There are two blocks housing the air-conditioning plant. There is also a large tank and several vents and associated plant.

7. Discussion and Conclusions

7.1 The Terry's of York on Bishopthorpe Road was a purpose built factory site and can be considered as a group consisting of headquarters offices, factory, clock tower, Time office block and liquor factory, all built at the same time. As the listing (Appendix 2) states *"The complex is a strong group in architectural terms, presenting a unified style, which reflects the strength and importance of the corporate image of Terry's chocolate firm. The buildings also have a strong historic interest, representing the most complete surviving expression of the importance of the confectionary business in York, and confirming, on a national scale, York's high status in this business"*.

- 7.2 The Factory has been stripped of all machinery but retains many original features, including the original tiled walls, stairwells and lifts. The flooring in the lavatories and cloakrooms was originally terrazzo, and the original flooring in the factory was parkay tiles. Most have been replaced or covered over by modern non-slip surfaces. The original terrazzo floor survives in the stairwells.
- 7.3 The Head Office contains many original features including a magnificent main staircase with iron balusters and entrance hall, board room with decorated plaster ceilings, wood paneling and original light fittings. The lavatories have tiled walls in the lavatories, wood partitions and many original features. There are also original glazed partitions in the offices tiles.

8. References

- Curl, J.S. 1999 Dictionary of Architecture. Oxford University Press.
- English Heritage 2006 Understanding Historic Buildings. A Guide to Good Recording Practice. English Heritage Publishing.
- Pevsner, N. 1968 Buildings of England. York and the East Riding. Penguin.
- Palmer, M & Neaverson, P. 1998 Industrial Archaeology. Principals and Practice. Routledge
- Rosenberg, N. & Hunter, D. 2006 Terry's Chocolate Factory, York. Built Heritage Impact Assessment. Under Construction Archaeology.

9. List of Contributors

Building and Photographic Survey by Kelly Hunter, Mark Stephens Site Assistants:

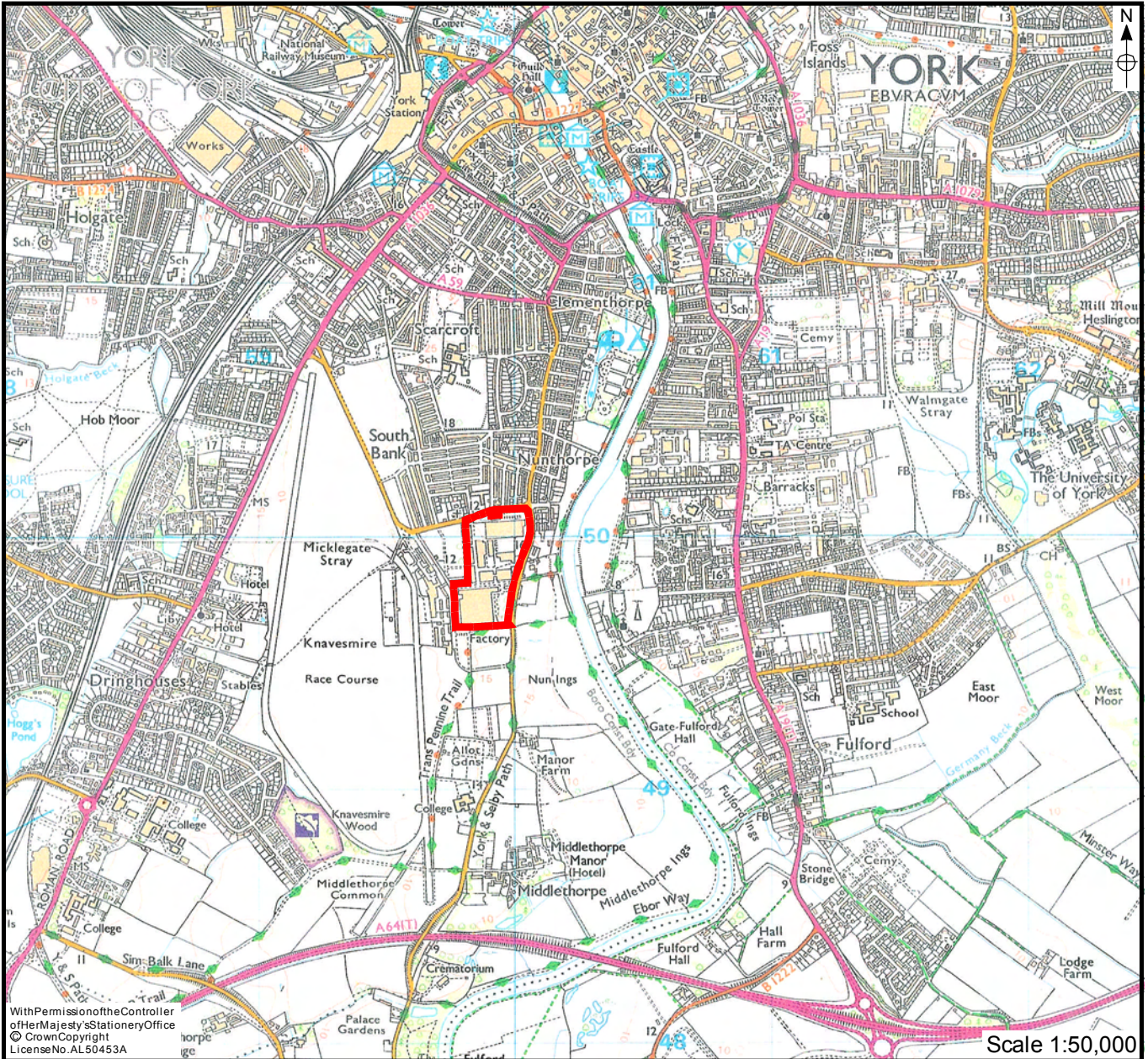
Charlie Morris and Charlotte Ware

Report by Kelly Hunter, Anne Finney, Charlotte Ware

Edited by Paula Ware

Drawings by Dave Knight

Administration, filing, copying and Sophie Langford



KEY / NOTES

Site Boundary

MAP

Archaeological Consultancy Ltd.

SITE: Terry's Chocolate Factory

CLIENT: GHT DEVELOPMENTS

TITLE: Site Location

Figure 1

Scale: 1:25,000

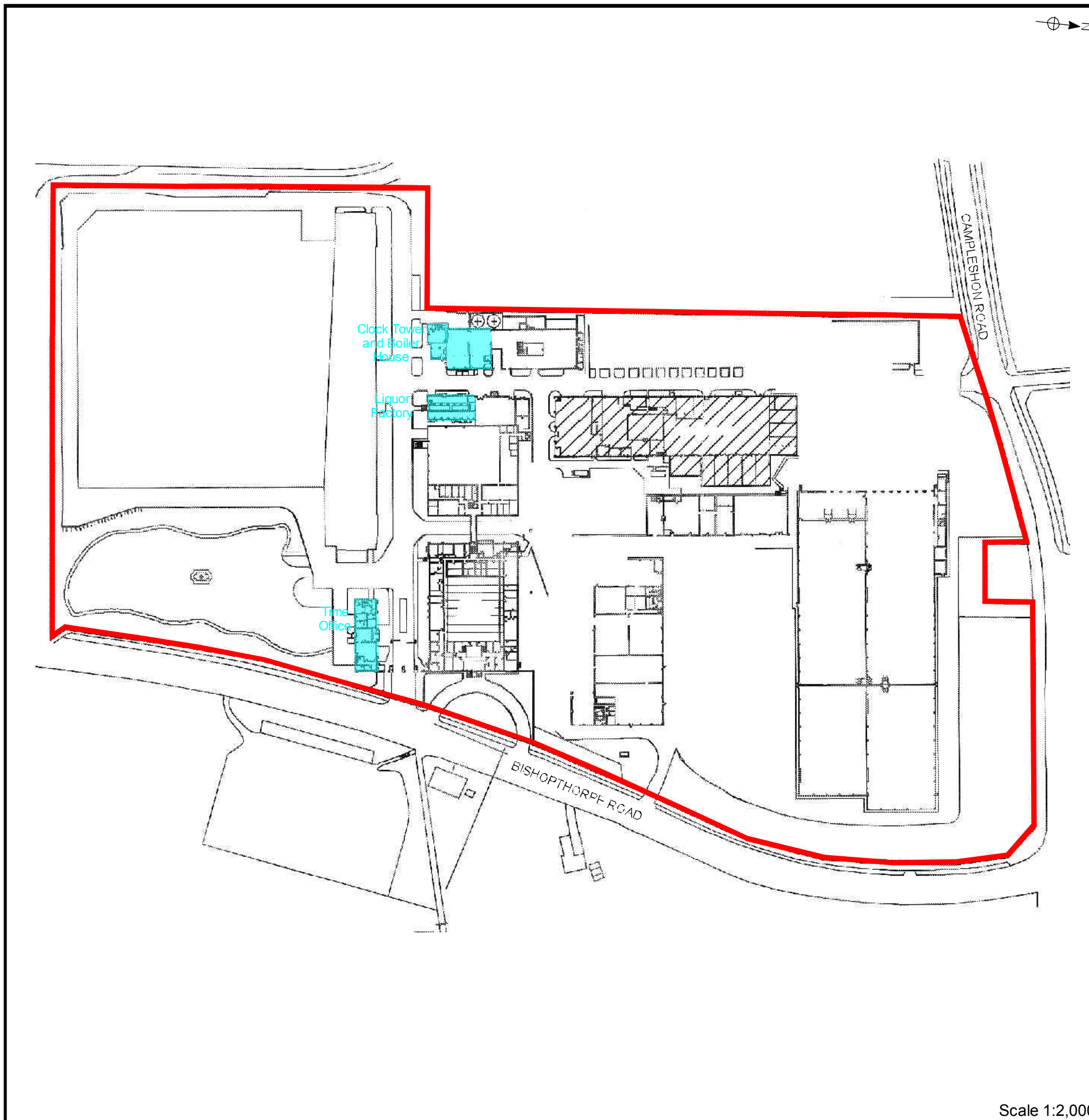
DRAWING REF.:

DRAWN BY: DK

APPROVED BY:

CHECKED BY:

REVISIONS:



Scale 1:2,000

KEY / NOTES

- Site Boundary
- Surveyed Structures
- ▲ Plate Location

MAP

Archaeological Consultancy Ltd.

SITE: Terry's Chocolate Factory

CLIENT: GHT DEVELOPMENTS

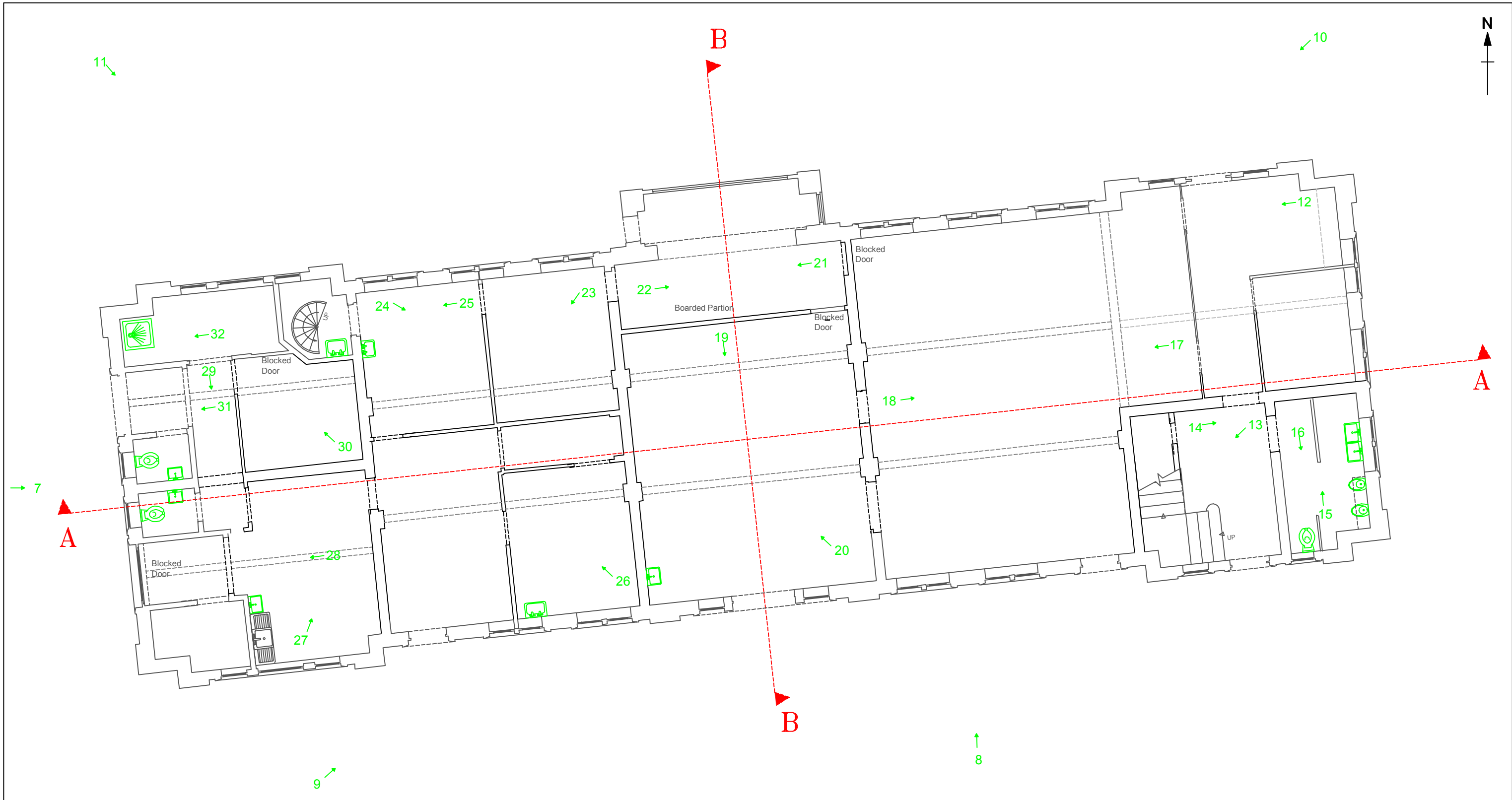
TITLE: Location of Surveyed Buildings
within Site Boundary

Figure 2 Scale: 1:2,000

DRAWING REF.:

DRAWN BY: DK	APPROVED BY:	CHECKED BY:
---------------------	---------------------	--------------------

REVISIONS:



KEY / NOTES

→ Plate Location

MAP
 Archaeological Consultancy Ltd.

SITE: Terry's Chocolate Factory

CLIENT: GHT DEVELOPMENTS

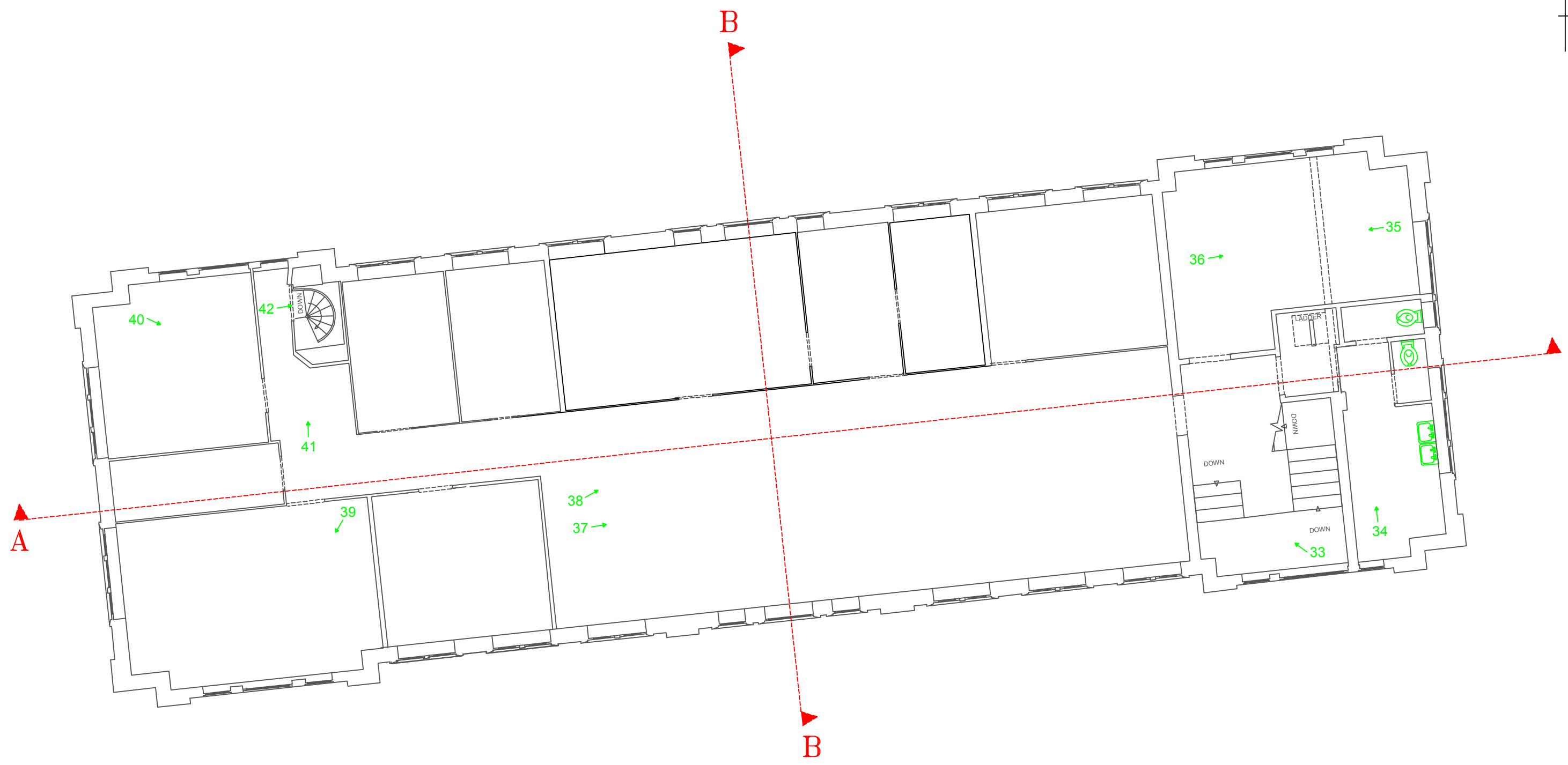
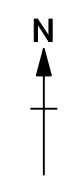
TITLE: Time Office Building: Ground Floor Plan

Figure 3 | **Scale:** 1:100

DRAWING REF:

DRAWN BY: KCH | **APPROVED BY:** | **CHECKED BY:**

REVISIONS:



KEY / NOTES

→ Plate Location

MAP

Archaeological Consultancy Ltd.

SITE: Terry's Chocolate Factory

CLIENT: GHT DEVELOPMENTS

TITLE: Time Office Building: First Floor Plan

Figure 4

Scale: 1:100

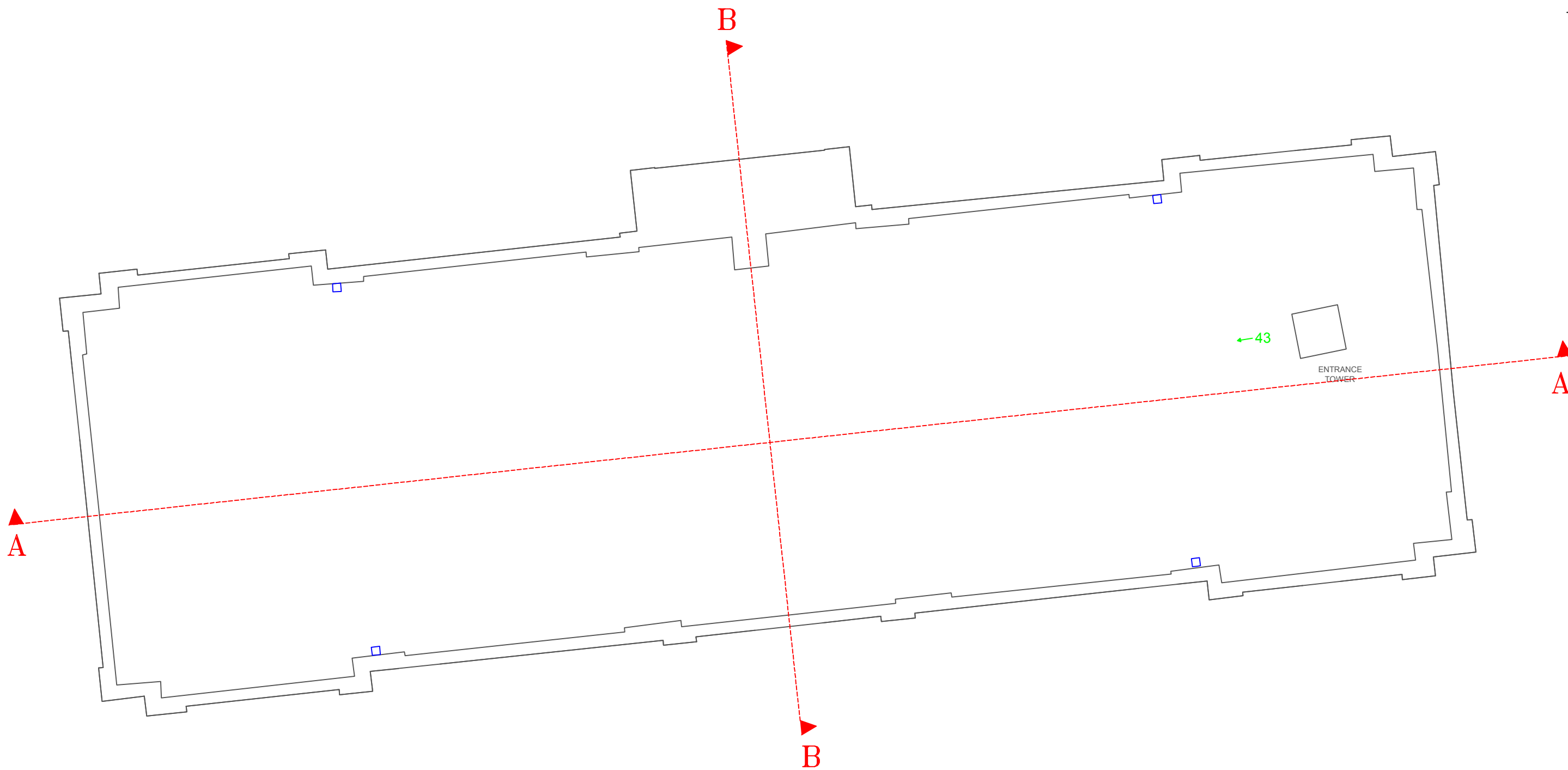
DRAWING REF :

DRAWN BY : KCH

APPROVED BY :

CHECKED BY :

REVISIONS :



KEY / NOTES

→ Plate Location

MAP

Archaeological Consultancy Ltd.

SITE: Terry's Chocolate Factory

CLIENT: GHT DEVELOPMENTS

TITLE: Time Office Building: Roof Plan

Figure 5

Scale: 1:100

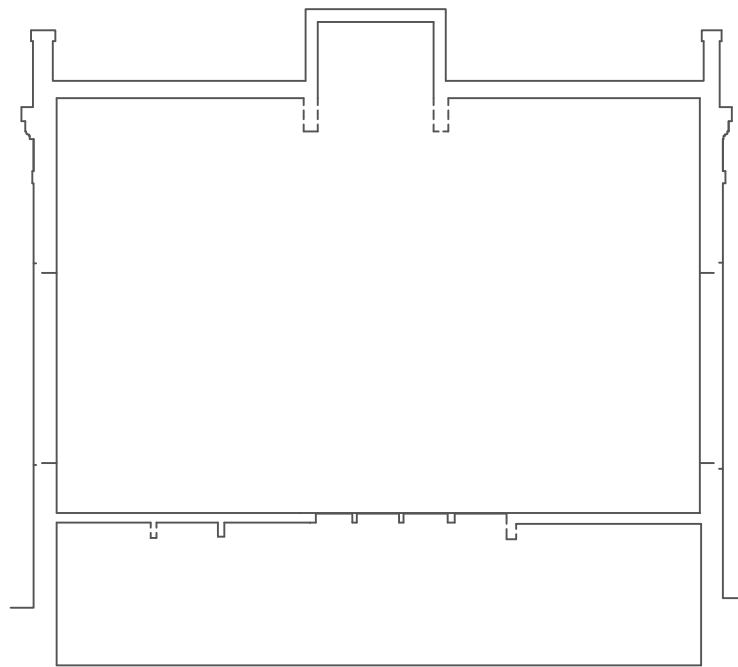
DRAWING REF :

DRAWN BY : KCH

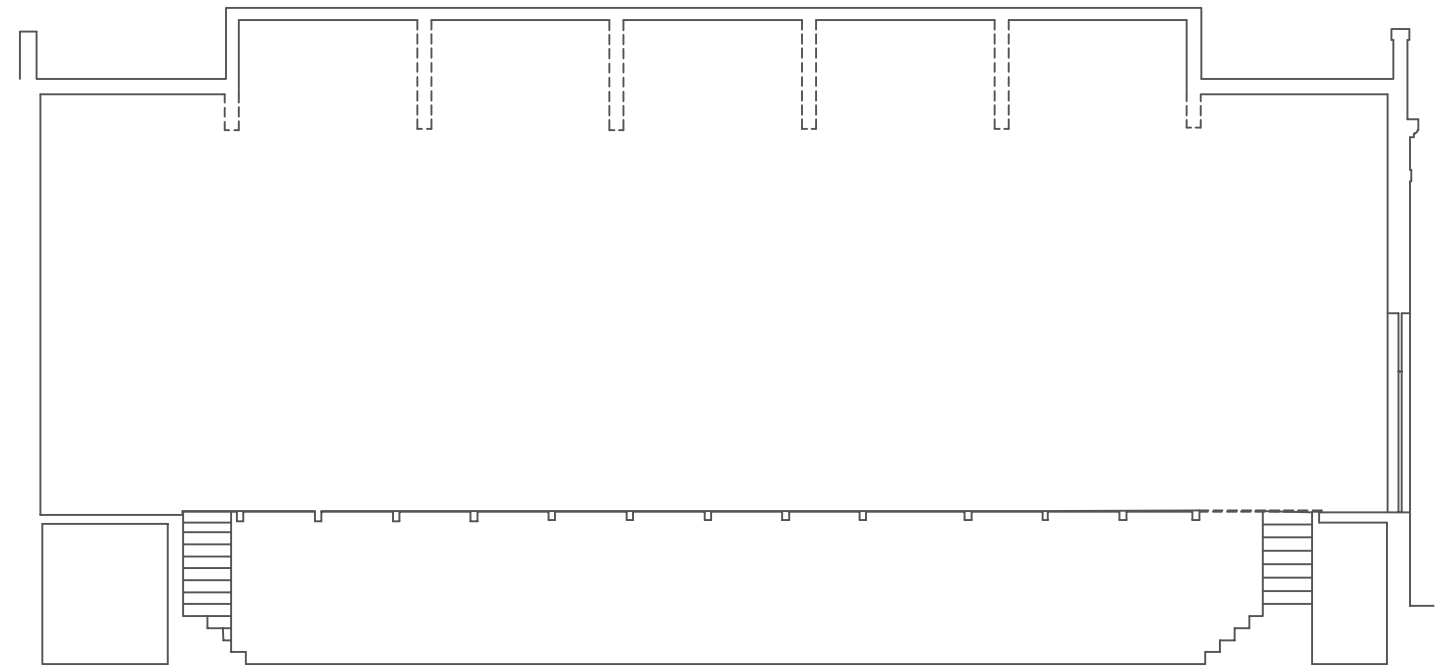
APPROVED BY :

CHECKED BY :

REVISIONS :



SECTION A-A



SECTION B-B

KEY / NOTES

————— **MAP** —————
 Archaeological Consultancy Ltd.

SITE: Terry's Chocolate Factory

CLIENT: GHT DEVELOPMENTS

TITLE: Time Office Sections

Figure 6

Scale: 1:150

DRAWING REF:

DRAWN BY: KCH

APPROVED BY:

CHECKED BY:

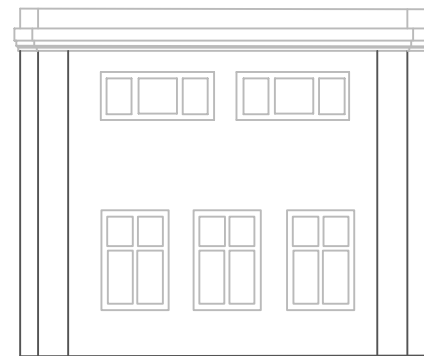
REVISIONS:



SOUTH ELEVATION



WEST ELEVATION



EAST ELEVATION



NORTH ELEVATION

KEY / NOTES

MAP
Archaeological Consultancy Ltd.

SITE: Terry's Chocolate Factory

CLIENT: GHT DEVELOPMENTS

TITLE: Time Office : Elevations

Figure 7

Scale: 1:200

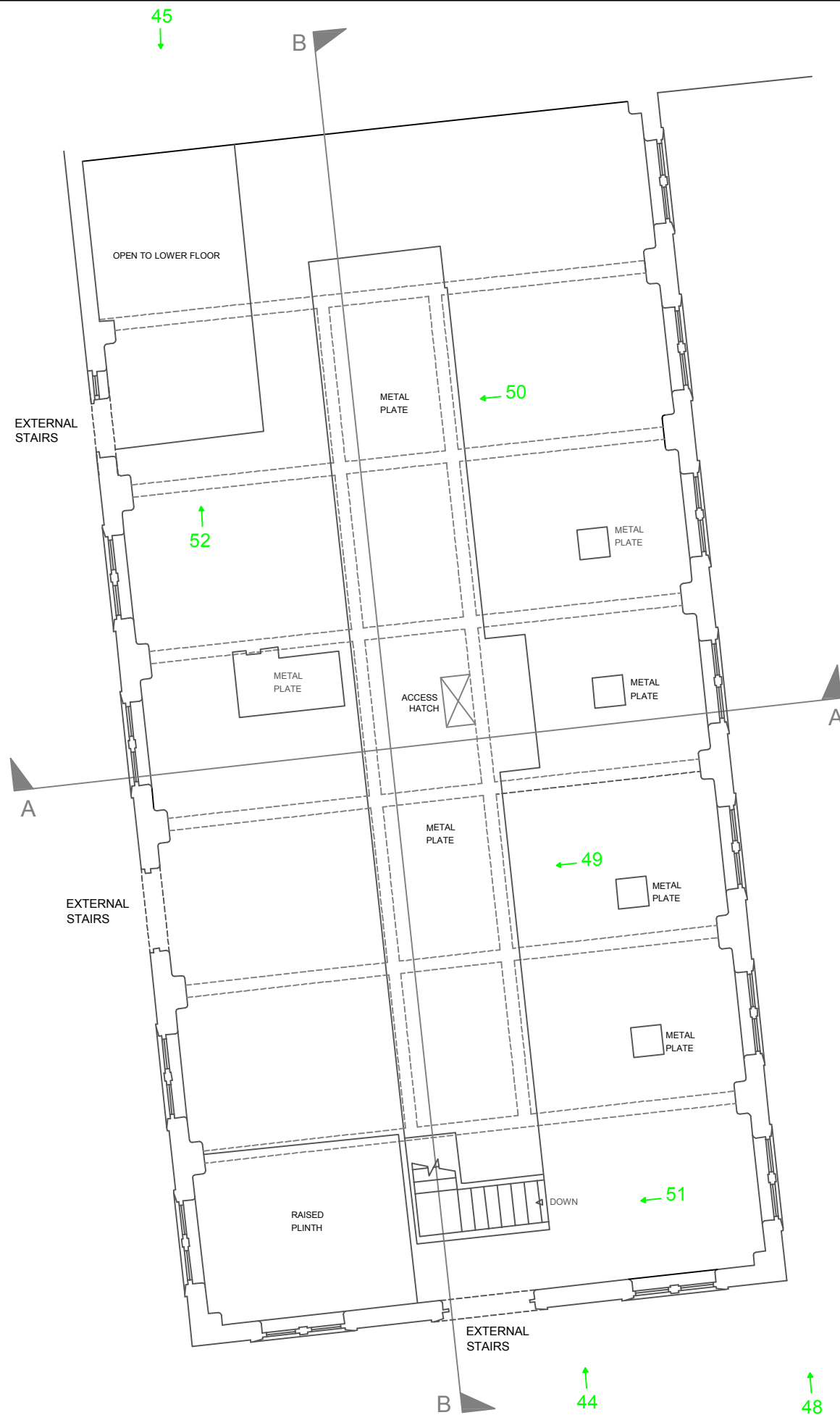
DRAWING REF :

DRAWN BY : KCH

APPROVED BY :

CHECKED BY :

REVISIONS:



KEY / NOTES

→ Plate Location

MAP
Archaeological Consultancy Ltd.

SITE: Terry's Chocolate Factory

CLIENT: GHT DEVELOPMENTS

TITLE: Liquor Factory Ground Floor

Figure 8

Scale: 1:100

DRAWING REF:

DRAWN BY: KCH

APPROVED BY:

CHECKED BY:

REVISIONS:



KEY / NOTES

→ Plate Location

————— **MAP** —————
 Archaeological Consultancy Ltd.

SITE: Terry's Chocolate Factory

CLIENT: GHT DEVELOPMENTS

TITLE: Liquor Factory Lower Ground Floor

Figure 9

Scale: 1:100

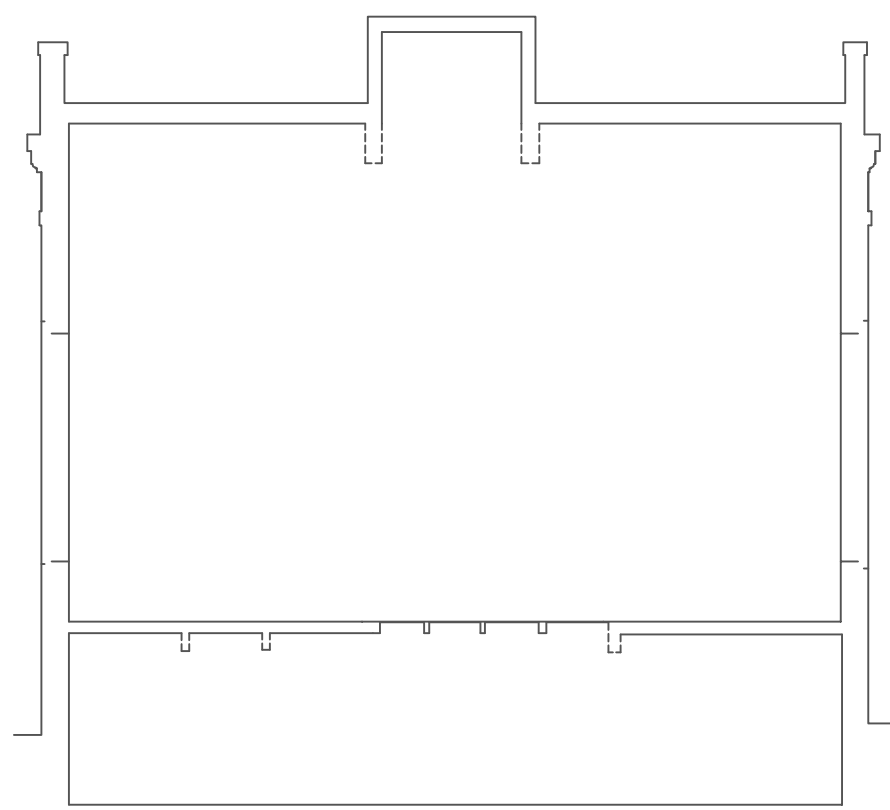
DRAWING REF:

DRAWN BY: KCH

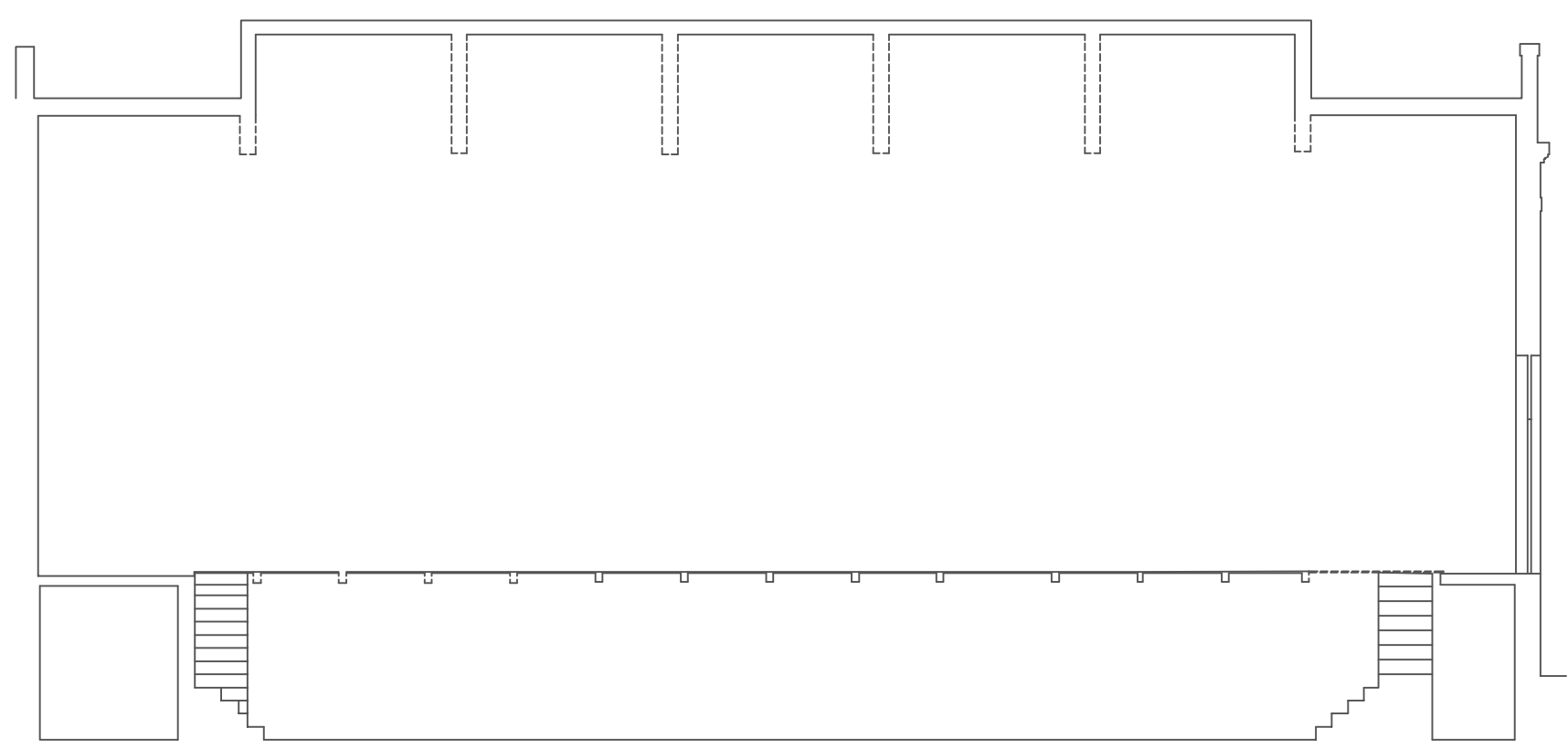
APPROVED BY:

CHECKED BY:

REVISIONS:



SECTION A-A



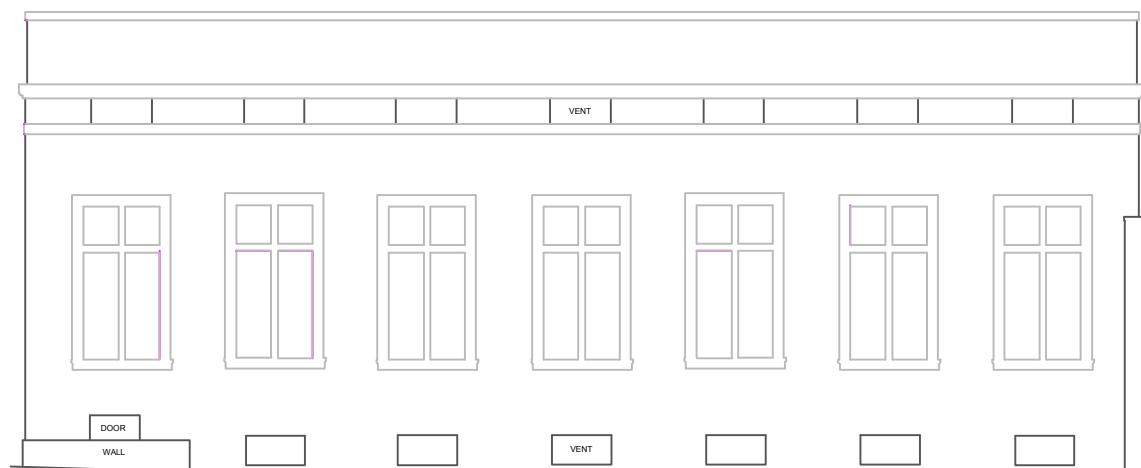
SECTION B-B

KEY / NOTES

MAP
Archaeological Consultancy Ltd.

SITE: Terry's Chocolate Factory
CLIENT: GHT DEVELOPMENTS
TITLE: Liquor Factory Sections

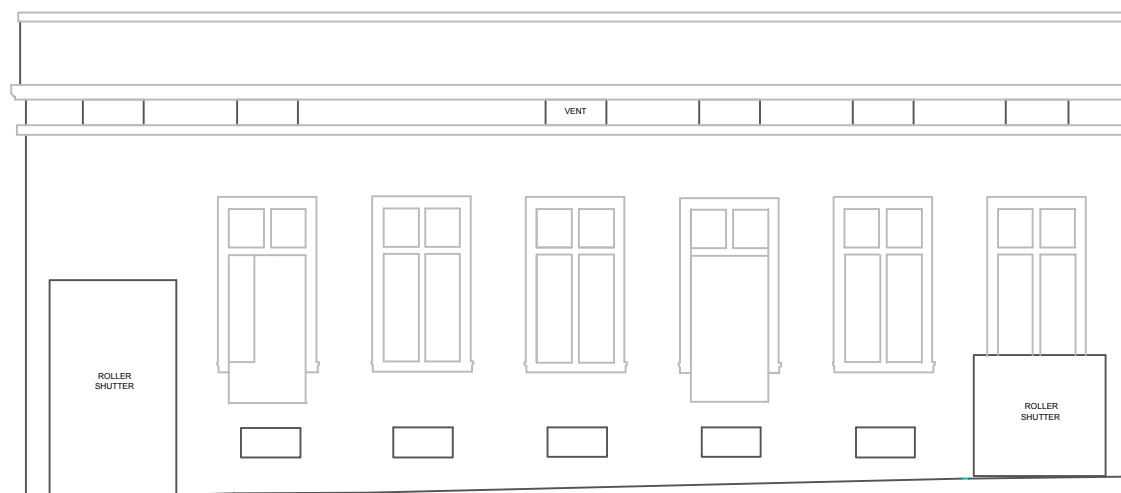
Figure 10 | Scale: 1:100
DRAWING REF :
DRAWN BY : KCH | APPROVED BY : | CHECKED BY :
REVISIONS :



ELEVATION ONE



ELEVATION TWO



WEST ELEVATION

KEY / NOTES

MAP
Archaeological Consultancy Ltd.

SITE: Terry's Chocolate Factory

CLIENT: GHT DEVELOPMENTS

TITLE: Liquor Factory : Elevations

Figure 11

Scale: 1:150

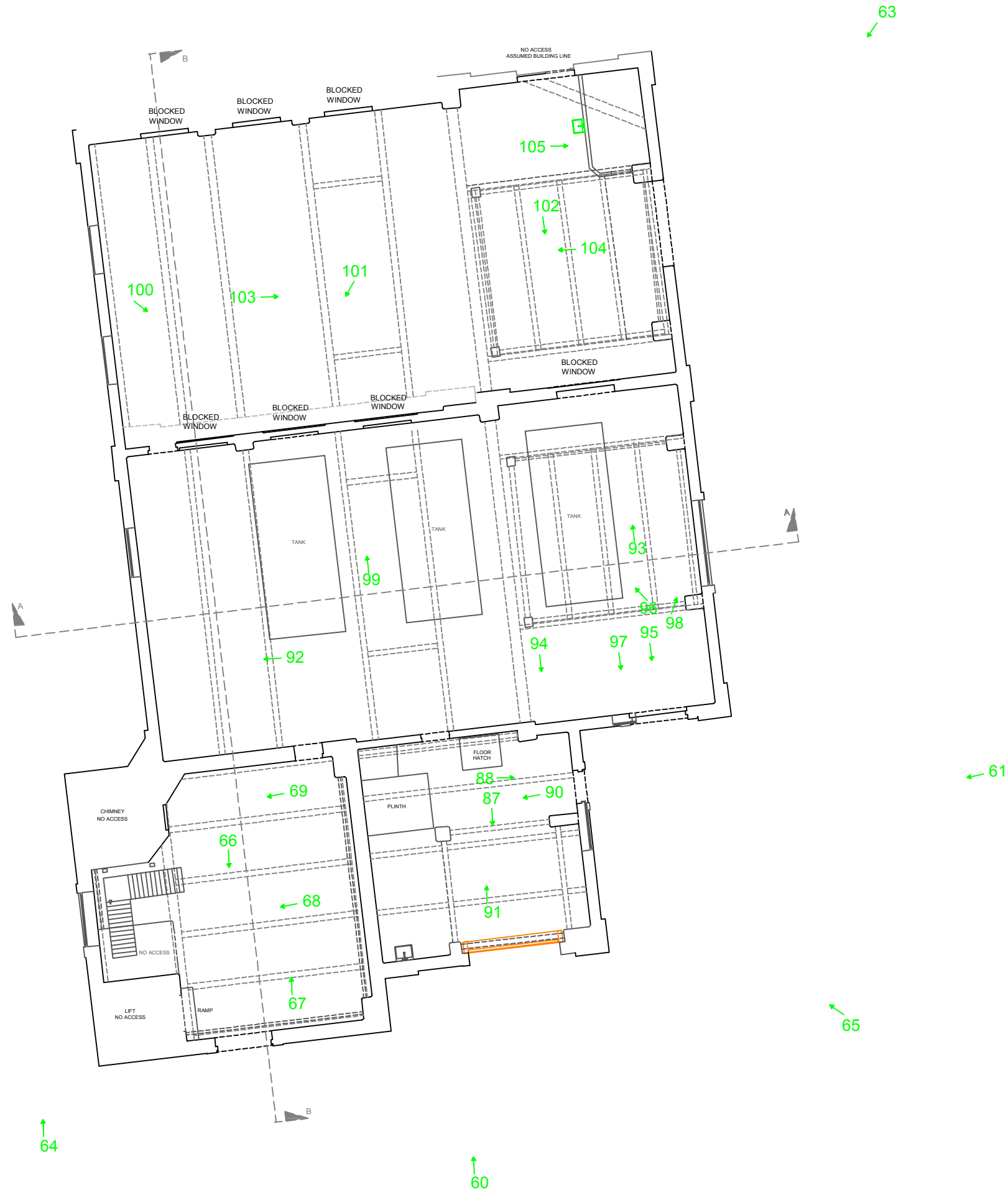
DRAWING REF :

DRAWN BY : KCH

APPROVED BY :

CHECKED BY :

REVISIONS:



KEY / NOTES

→ Plate Location

MAP
Archaeological Consultancy Ltd.

SITE: Terry's Chocolate Factory

CLIENT: GHT DEVELOPMENTS

TITLE: Clock Tower and Boiler House Ground Floor

Figure 12

Scale: 1:150

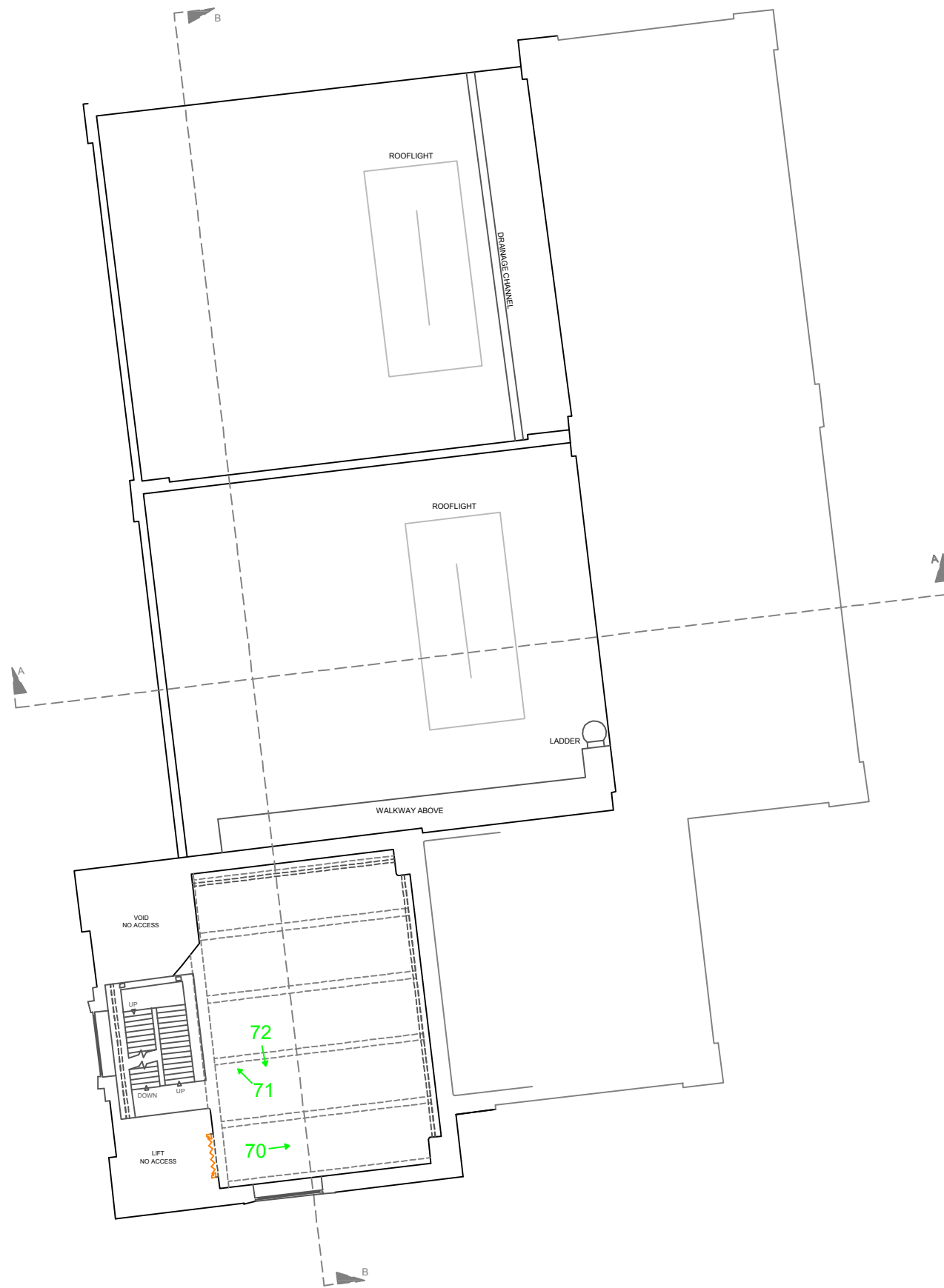
DRAWING REF:

DRAWN BY: KCH

APPROVED BY:

CHECKED BY:

REVISIONS:



KEY / NOTES

→ Plate Location

MAP
Archaeological Consultancy Ltd.

SITE: Terry's Chocolate Factory

CLIENT: GHT DEVELOPMENTS

TITLE: Clock Tower Level 1 and Boiler House West Roof

Figure 13

Scale: 1:150

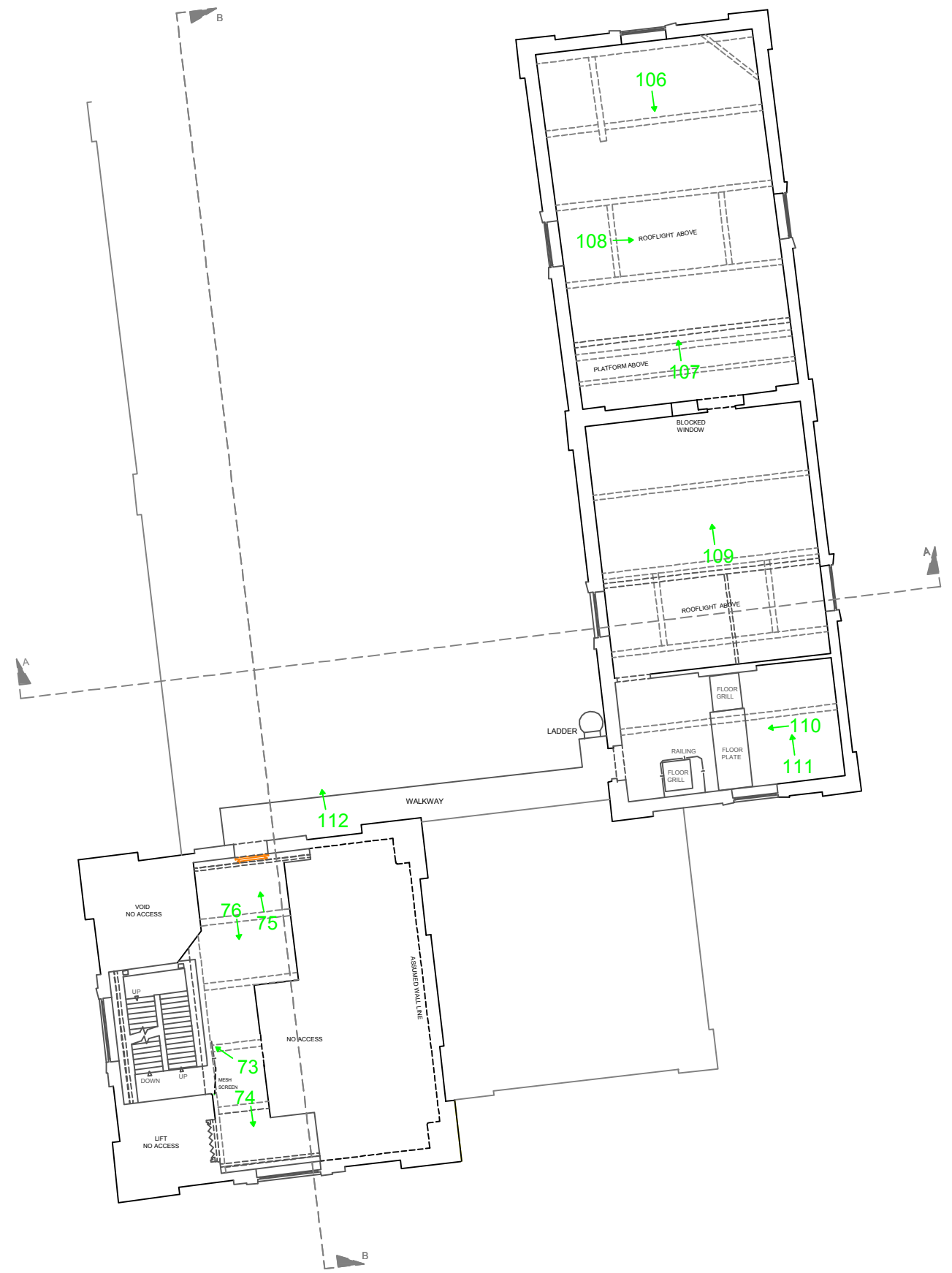
DRAWING REF :

DRAWN BY : KCH

APPROVED BY :

CHECKED BY :

REVISIONS :



KEY / NOTES

→ Plate Location

MAP
Archaeological Consultancy Ltd.

SITE: Terry's Chocolate Factory

CLIENT: GHT DEVELOPMENTS

TITLE: Clock Tower Level 2 and Boiler House First Floor

Figure 14

Scale: 1:150

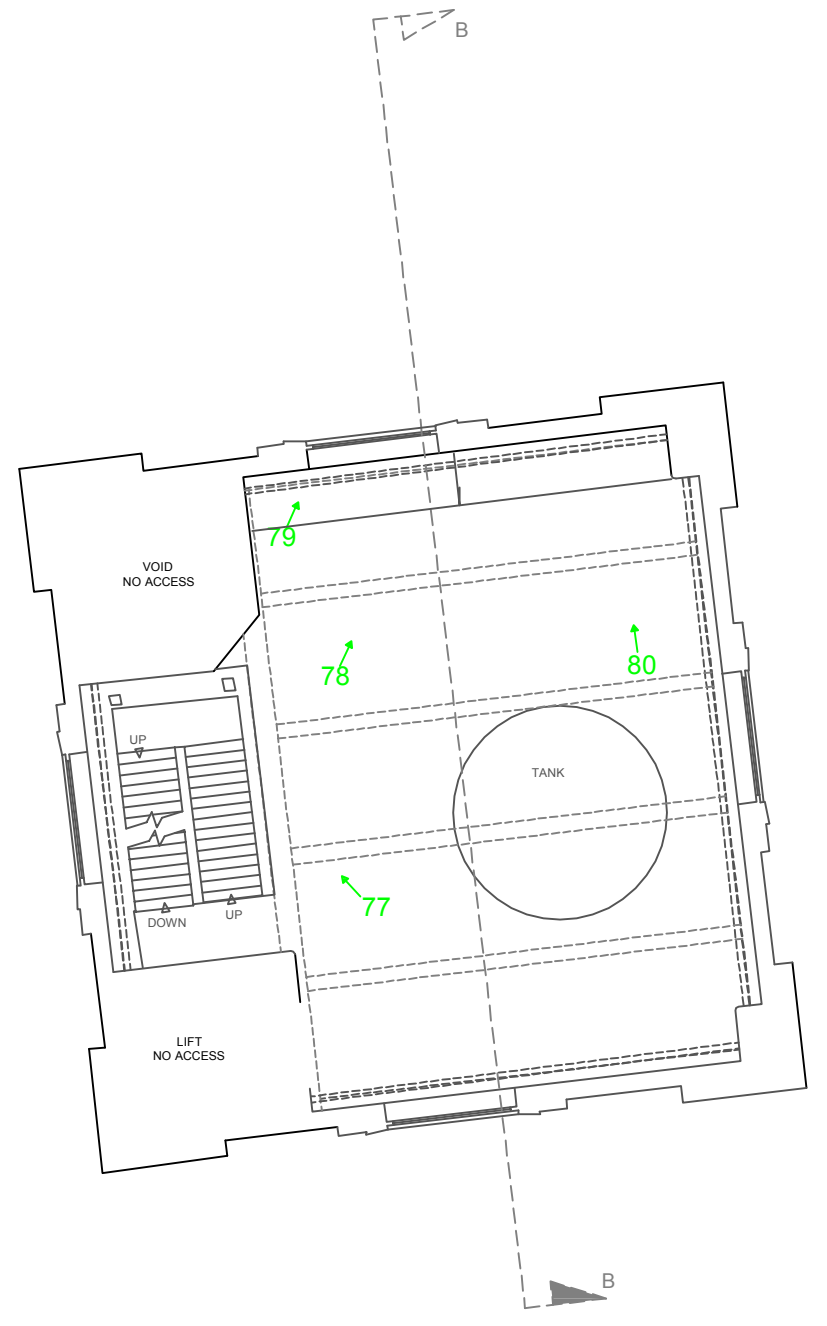
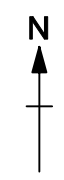
DRAWING REF:

DRAWN BY: KCH

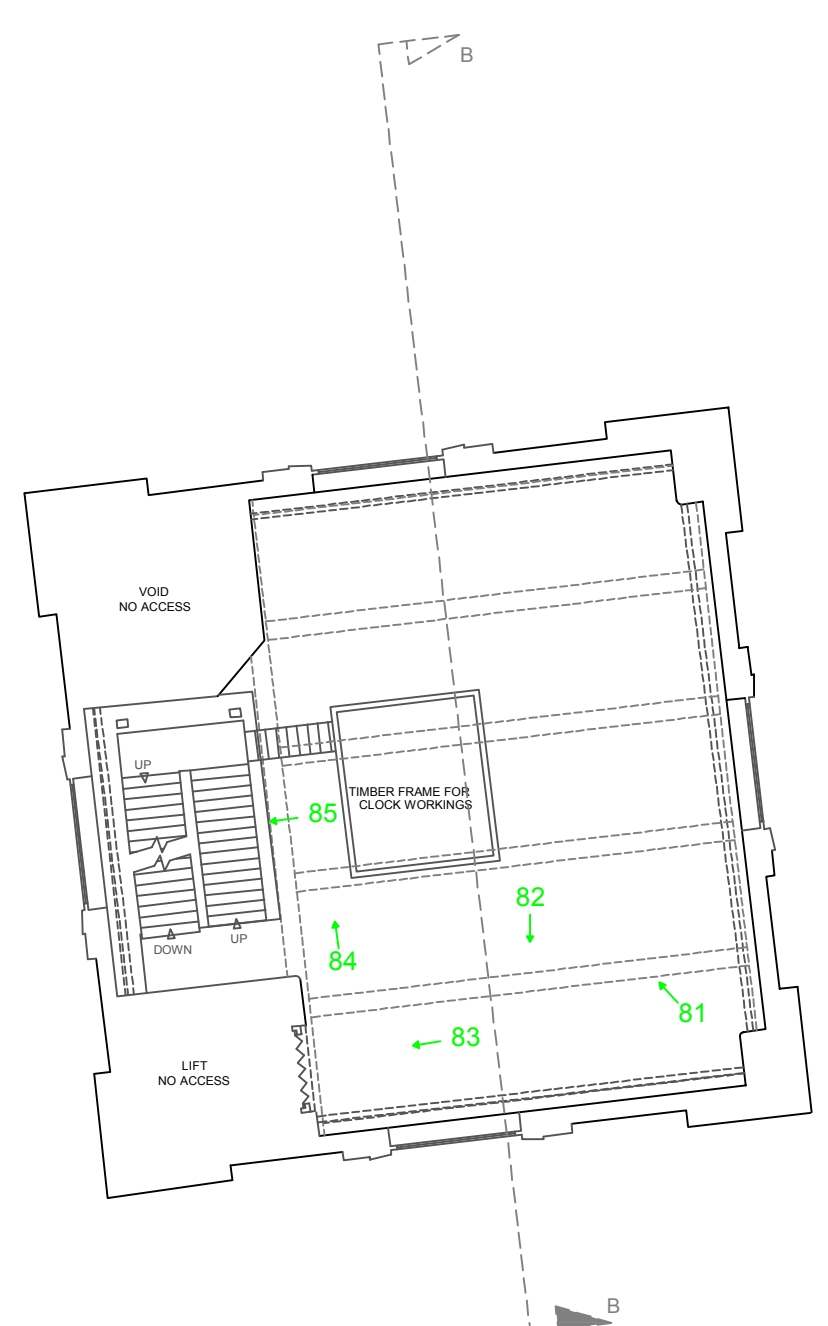
APPROVED BY:

CHECKED BY:

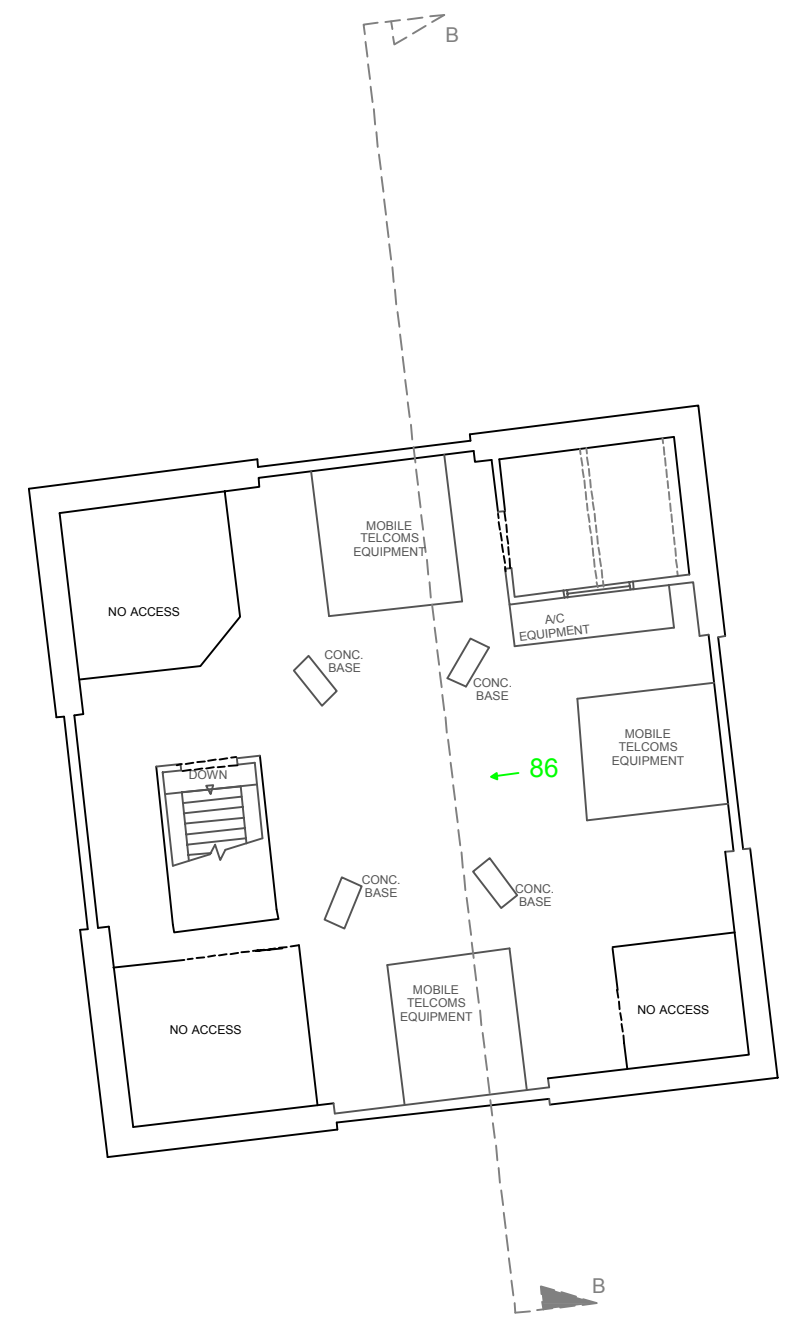
REVISIONS:



LEVEL 3



LEVEL 4



ROOF

KEY / NOTES

→ Plate Location

MAP
Archaeological Consultancy Ltd.

SITE: Terry's Chocolate Factory

CLIENT: GHT DEVELOPMENTS

TITLE: Clock Tower Level2, Level 4 and Roof Plan

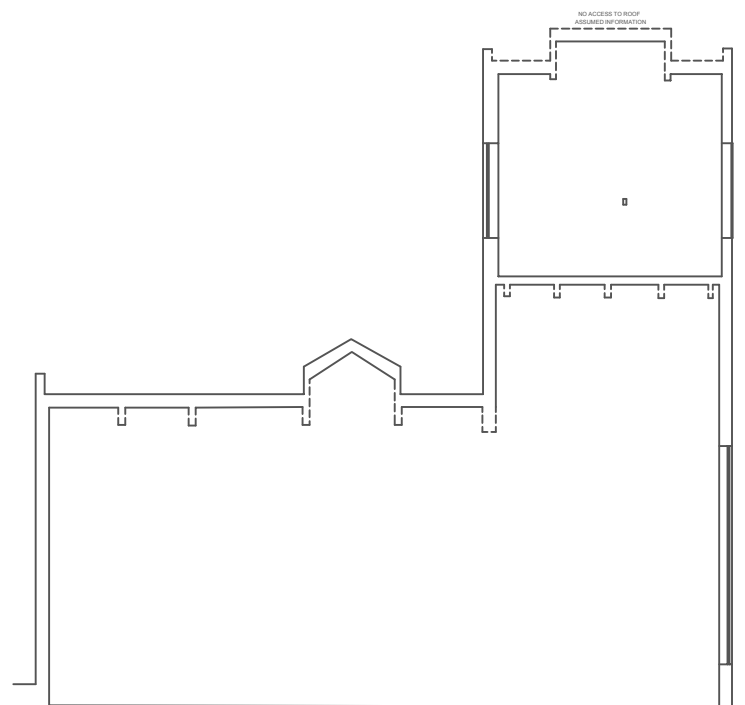
Figure 15 | **Scale:** 1:100

DRAWING REF :

DRAWN BY : KCH | **APPROVED BY :** | **CHECKED BY :**

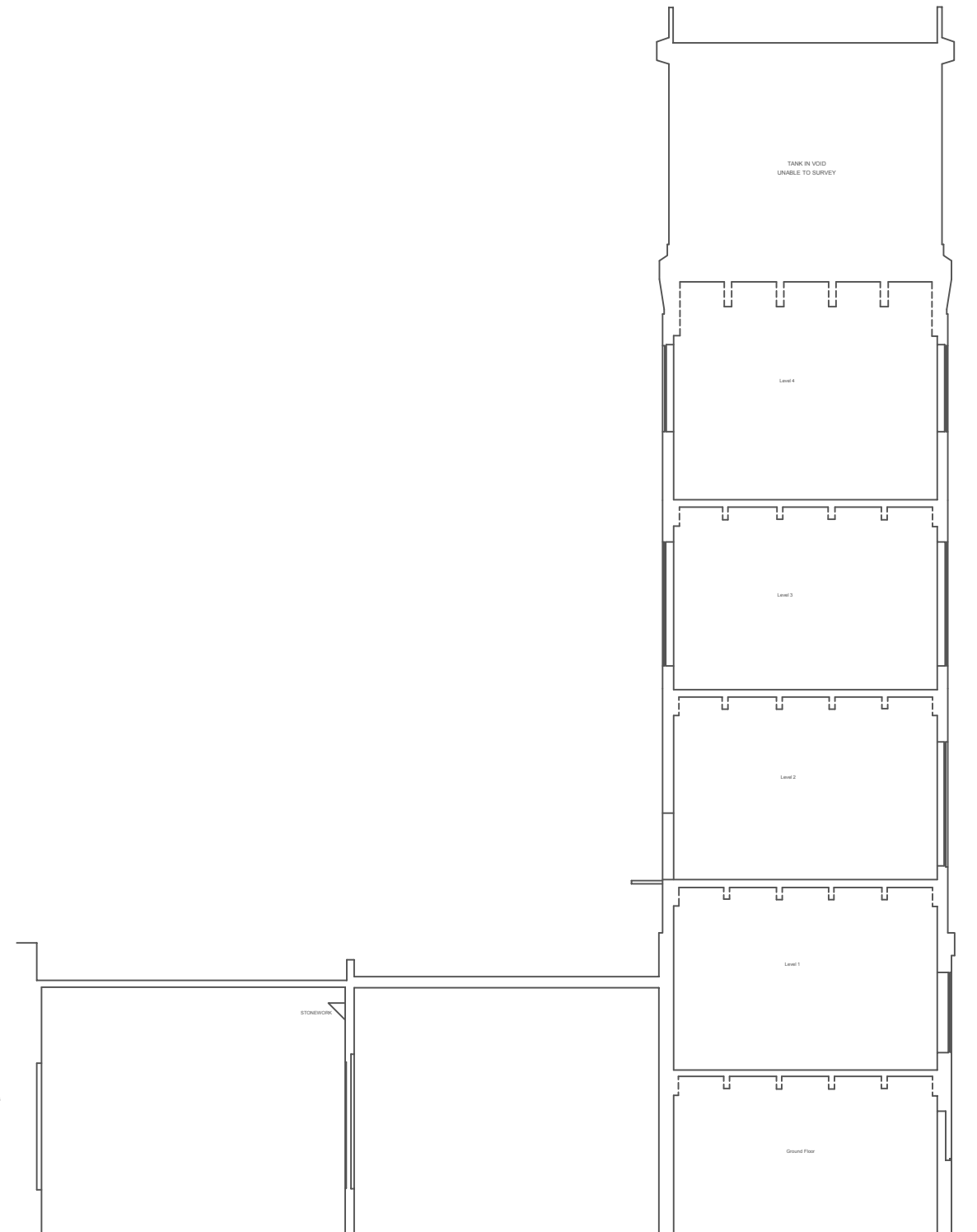
REVISIONS :

KEY / NOTES



SECTION A-A

NO ACCESS
NEIGHBORING BUILDING
NOT SURVEYED



SECTION B-B

MAP
Archaeological Consultancy Ltd.

SITE: Terry's Chocolate Factory

CLIENT: GHT DEVELOPMENTS

TITLE: Clock Tower and Boiler House Sections

Figure 16

Scale: 1:200


DRAWING REF :

DRAWN BY : KCH

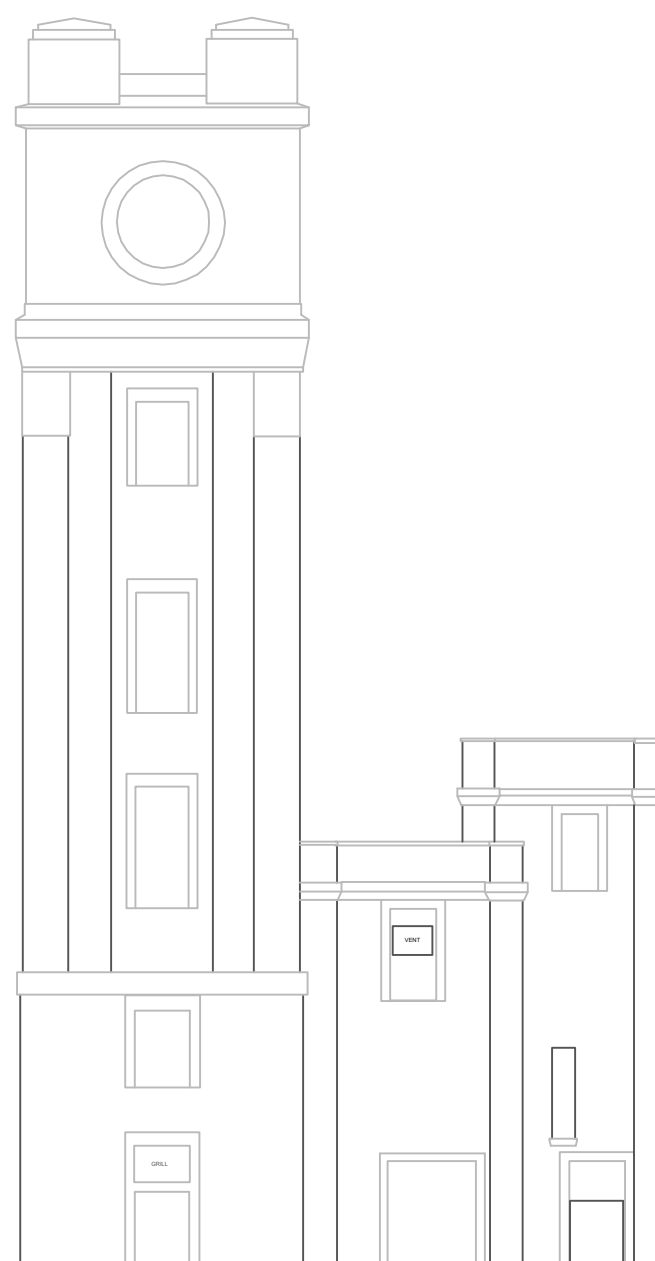
APPROVED BY :

CHECKED BY :


REVISIONS :



WEST ELEVATION



SOUTH ELEVATION



EAST ELEVATION

KEY / NOTES

MAP

Archaeological Consultancy Ltd.

SITE: Terry's Chocolate Factory

CLIENT: GHT DEVELOPMENTS

TITLE: Clock Tower, Transformer House and Boiler House Elevations

Figure 17

Scale: 1:250

DRAWING REF :

DRAWN BY : KCH

APPROVED BY :

CHECKED BY :

REVISIONS :



Plate 1. General View of Bishopthorpe Road Entrance. Facing West.



Plate 2. General View of Boundary Wall. Facing South-west.



Plate 3. General View of Boundary Wall. Facing North-west.



Plate 4. General View of Site. Facing North.



Plate 5. General View of Site. Facing North-west.



Plate 6. General View of Site. Facing North.



Plate 7. The Clock Tower. Facing West.



Plate 8. The Clock Tower. Facing North-east.



Plate 9. General View of Clock Tower. Facing South-west.



Plate 10. General View of Multi-Storey Factory. Facing North.



Plate 11. Head Office. East Elevation. Facing West.



Plate 12. Head Office. East Elevation. Centre. Facing West.



Plate 13. Head Office. East Elevation South End. Facing West.



Plate 14. Head Office. East Elevation North End. Facing West.



Plate 15. Head Office. East Elevation Porch. Facing West.



Plate 16. Head Office. East Elevation Detail of Porch Moulding. Facing West.



Plate 17. Head Office. South Elevation. Facing North-east.



Plate 18. Head Office. South Elevation Centre. Facing North.



Plate 19. Head Office. South Elevation West End. Facing North.



Plate 20. Head Office. South Elevation East End. Facing North.



Plate 21. Head Office. South Elevation Windows. Facing North.



Plate 22. Head Office. South Elevation Doors. Facing North.



Plate 23. Head Office. North Elevation. Facing South.



Plate 24. Head Office. South Elevation Centre. Facing South.



Plate 25. Head Office. South Elevation East End. Facing South.



Plate 26. Head Office. South Elevation West End. Facing South.



Plate 27. Head Office. South Elevation Windows. .Facing South.



Plate 28. Head Office. West Elevation. .Facing South-east.



Plate 29. Head Office. West Elevation. Facing North-east.



Plate 30. Head Office. West Elevation Door. Facing East.



Plate 31. Head Office. Ground Floor Interior. Facing East.



Plate 32. Head Office. Ground Floor Interior. Facing West.



Plate 33. Head Office. Ground Floor Interior. Facing West.



Plate 34. Head Office. Ground Floor Interior. Facing West.



Plate 35. Head Office. Ground Floor Interior. Facing West.



Plate 36. Head Office. Ground Floor Interior. Facing South.



Plate 37. Head Office. Ground Floor Interior. Facing North.



Plate 38. Head Office. Ground Floor Interior Cupola.



Plate 39. Head Office. Ground Floor Interior. Facing North-west.




Plate 40. Head Office.
Ground Floor Interior. Facing
South.



Plate 41. Head Office. Ground Floor Interior. Facing West.



Plate 42. Head Office. Ground Floor Interior. Facing West.



Plate 43. Head Office. Ground Floor Interior. Facing South.



Plate 44. Head Office. Ground Floor Interior. Facing East.



Plate 45. Head Office. Ground Floor Interior. Facing West.



Plate 46. Head Office. Ground Floor Interior. Facing West.



Plate 47. Head Office. Ground Floor Interior. Facing South.




Plate 48. Head Office. Ground Floor Interior. Facing West.



Plate 49. Head Office, Ground Floor Interior. Facing West.



Plate 50. Head Office,
Ground Floor Interior.
Facing North



Plate 51. Head Office. Ground Floor Interior. Facing North.




Plate 52. Head Office. Ground Floor Interior. Facing West.



Plate 53. Head Office. Ground Floor Interior. Facing East.



Plate 54. Head Office. Ground Floor Interior. Facing North.



Plate 55. Head Office. Ground Floor Interior. Facing West.



Plate 56. Head Office. Ground Floor Interior. Facing North-east.



Plate 57. Head Office. Ground Floor Interior. Facing North.



Plate 58. Head Office. Ground Floor Interior. Facing West.



Plate 59. Head Office. Ground Floor Interior. Facing North.



Plate 60. Head Office. Ground Floor Interior. Facing North.



Plate 61. Head Office. Ground Floor Interior. Facing West.



Plate 62. Head Office. Ground Floor Interior. Facing West.



Plate 63. Head Office. First Floor Interior. Facing North.



Plate 64. Head Office. First Floor Interior. Facing West.



Plate 65. Head Office. First Floor Interior. Facing South.



Plate 66. Head Office. First Floor Interior. Facing East.



Plate 67. Head Office. First Floor Interior. Facing East.



Plate 68. Head Office. First Floor Interior. Facing West.



Plate 69. Head Office. First Floor Interior. Facing North.



Plate 70. Head Office. First Floor. Interior. Facing East.



Plate 71. Head Office. First Floor Interior. Facing North.



Plate 72. Head Office. First Floor Interior. Facing South.



Plate 73. Head Office. First Floor Interior. Facing West.




Plate 74. Head Office. First Floor Interior. Facing North.



Plate 75. Head Office. First Floor Interior. Facing East.



Plate 76. Head Office. First Floor Interior. Facing East.



Plate 77. Head Office. First Floor Interior. Facing West.



Plate 78. Head Office. First Floor Interior. Facing West.



Plate 79. Head Office. First Floor Interior. Facing East.



Plate 80. Head Office. First Floor Interior. Facing North.



Plate 81. Head Office. First Floor. Interior. Facing East.



Plate 82. Head Office. First Floor. Interior. Facing West.



Plate 83. Head Office. First Floor Interior. Facing West.



Plate 84. Head Office. First Floor Interior. Facing West.



Plate 85. Head Office. First Floor Interior. Facing North-east.



Plate 86. Head Office. First Floor Interior. Facing South.



Plate 87. Head Office. First Floor Interior. Facing North.



Plate 88. Head Office. First Floor Interior. Facing North.



Plate 89. Head Office. First Floor Interior. Facing South.



Plate 90. Head Office. First Floor Interior Ceiling. Facing East.



Plate 91. Head Office. First Floor Interior. Facing West.



Plate 92. Head Office. First Floor Interior. Facing South-east.



Plate 93. Head Office. First Floor Interior. Facing East.



Plate 94. Head Office. First Floor Interior. Facing South.



Plate 95. Head Office. First Floor Interior. Facing South.



Plate 96. Head Office. First Floor Interior. Facing North.



Plate 97. Head Office. First Floor Interior. Facing East.



Plate 98. Head Office. First Floor Interior. Facing West.



Plate 99. Head Office. First Floor Interior. Facing East.



Plate 100. Head Office. First Floor Interior. Facing North-east.



Plate 101. Head Office. First Floor Interior. Facing East.



Plate 102. Head Office. First Floor Interior. Facing North.



Plate 103. Head Office. First Floor Interior. Facing North.




Plate 104. Head Office. First Floor Interior. Facing West.



Plate 105. Head Office. First Floor Interior. Facing West.



Plate 106. Head Office. First Floor Interior. Facing West.



Plate 107. Head Office. First Floor Interior. Facing East.



Plate 108. Head Office. First Floor Interior. Facing North-west.



Plate 109. Head Office. First Floor Interior. Facing North.



Plate 110. Head Office. First Floor Interior. Facing South-east.



Plate 111. Head Office. First Floor Interior. Facing West.



Plate 112. Head Office. First Floor Interior. Facing North.



Plate 113. Head Office. First Floor Interior. Facing North-east.



Plate 114. Head Office. First Floor Interior. Facing North.



Plate 115. Head Office. First Floor Interior. Facing East.



Plate 116. Head Office. First Floor Interior. Facing East.



Plate 117. Head Office. First Floor Interior. Facing East..



Plate 118. Head Office. First Floor Interior. Facing West..



Plate 119. Head Office. First Floor Interior. Facing North.



Plate 120. Head Office Roof. Facing North.



Plate 121. Head Office Roof. Facing South.



Plate 122. Head Office Roof. Facing North.



Plate 123. Head Office Roof. Facing West.



Plate 124. Head Office Roof. Facing West.



Plate 125. Factory. North Elevation. Facing West.



Plate 126. Factory. North Elevation. Facing East.



Plate 127. Factory. North Elevation. Facing South.



Plate 128. Factory. North Elevation. Facing South.



Plate 129. Factory. East Elevation. Facing South-west.



Plate 130. Factory. East Elevation. Facing West.



Plate 131. Factory. East Elevation. Facing West.



Plate 132. Factory. East Elevation. Facing West.



Plate 133. Factory. West Elevation. Facing South-east.



Plate 134. Factory. West Elevation. Facing East.



Plate 135. Factory. South Elevation. Facing North-east.



Plate 136. Factory. Basement. Facing East.



Plate 137. Factory. Basement. Facing West.



Plate 138.
Factory. Ground
Floor Interior.
Facing East.



Plate 139. Factory. Ground Floor Interior. Facing North.



Plate 140. Factory. Ground Floor Interior. Facing East.



Plate 141. Factory. Ground Floor Interior. Facing East.



Plate 142. Factory. Ground Floor Interior. Facing East.




Plate 143. Factory. Ground Floor Interior. Facing North.



Plate 144. Factory. Ground Floor Interior. Facing North.



Plate 145. Factory. Ground Floor Interior. Facing North-east.



Plate 146. Factory. Ground Floor Interior. Facing North-east.



Plate 147. Factory. Ground Floor Interior. Facing East.



Plate 148. Factory. Ground Floor Interior. Facing North.



Plate 149. Factory. Ground Floor Interior. Facing North.



Plate 150. Factory. First Floor Staircase. Facing West.



Plate 151. Factory. First Floor Interior. Facing West.



Plate 152. Factory. First Floor Interior. Facing West.



Plate 153. Factory. First Floor Interior. Facing North.



Plate 154. Factory. First Floor Interior. Facing South.



Plate 155. Factory. First Floor. Interior. Facing West.



Plate 156. Factory. First Floor Interior. Facing West.



Plate 157. Factory. First Floor Interior. Facing North.



Plate 158. Factory. First Floor Interior. Facing South.



Plate 159. Factory. First Floor Interior. Facing North.




Plate 160. Factory. First Floor Interior. Facing West.



Plate 161. Factory. First Floor Interior. Facing North.



Plate 162. Factory. First Floor Interior. Facing West..



Plate 163. Factory. Second Floor Interior. Facing West.




Plate 164. Factory. Second Floor Interior. Facing East.



Plate 165. Factory. Second Floor Interior. Facing East.



Plate 166. Factory. Second Floor Interior. Facing West.



Plate 167. Factory. Second Floor Interior. Facing West.



Plate 168. Factory. Second Floor Interior. Facing West.



Plate 169. Factory. Second Floor Interior. Facing North.



Plate 170. Factory. Second Floor Interior. Facing West.



Plate 171. Factory. Third Floor Interior. Facing West.




Plate 172. Factory. Third Floor Interior. Facing West.



Plate 173. Factory. Third Floor Interior. Facing North-east.



Plate 174. Factory. Third Floor Interior. Facing West.



Plate 175. Factory. Third Floor Interior. Facing West.




Plate 176. Factory. Third Floor Interior. Facing East.



Plate 177. Factory. Third Floor Interior. Facing North-west.




Plate 178. Factory. Third Floor Interior. Facing West.



Plate 179. Factory. Fourth Floor Interior. Facing North.



Plate 180. Factory. Fourth Floor Interior. Facing West.



Plate 181. Factory. Fourth Floor Interior. Facing South-east.



Plate 182. Factory. Roof. Facing West.



Plate 183. Factory. Roof. Facing East.



Plate 184. Factory. Roof. Facing East.



Plate 185. Factory. Roof. Facing South.



Plate 186. Factory. Roof. Facing South-west.



Plate 187. Factory. Roof. Facing East.



Plate 188. Factory. Roof. Facing East.



Plate 189. Head Office. Ground Floor. Basement Entrance. Facing North.



Plate 190. Head Office. Basement. Facing North.



Plate 191. Head Office. Ground Floor Interior. Facing North-east.



Plate 192. Head Office. Ground Floor Interior. Facing North-west.

APPENDIX 1

Conservation Area Description

THE RACECOURSE AND TERRY'S FACTORY

Conservation Area No 10 (18.2 ha)

Introduction

This conservation area was designated in 1975. It included the racecourse buildings and Terry's chocolate factory which are sited on the Knavesmire, the northern part of Micklegate Stray. The majority of the conservation area lies within the City of York Green Belt.

History

The first race was held in 1731, but it was not until 1752 that the City approved the lease of land for a permanent stand.

Although all that remains of that first stand is the lower storey, recreated in the paddock earlier this century, it has a special historic significance. In a limited architectural competition the design of John Carr, then mostly known as a good stone mason, was chosen over that of other popular architects of the day (including James Paine). It was this commission that launched him upon his fashionable career as one of the most successful provincial architects of the 18th Century, bringing him to the notice of the nobility and gentry, many of whom became his patrons. The elegant County Stand of 1834 is overshadowed by the redbrick tower of Terry's Factory, built on higher ground adjacent to Bishopthorpe Road.

In 1926 Joseph Terry and Sons relocated their long established confectionary business from the City Centre to a greenfield site. The building was designed by J.G.Davis and L.E.Wade.

Important Buildings

The lower part of John Carr's grandstand, now incorporated into the Guinness Bar, and the County Stand at the racecourse are Listed Buildings, new grandstands have been built since the 1960's.

Terry's Bishopthorpe Road works is a large neo-Georgian industrial building with a clock tower disguising the chimney. It is built in brick and buff coloured stone

Character

The landscape is open with good long views both into and out of this conservation area. Looking from Tadcaster Road, the buildings cluster in one corner of the Knavesmire, which has the appearance of a large urban parkland.

Terry's Clock Tower and adjacent factory buildings, located as they are in the Green belt, are a significant landmark when approaching the City from the south.

From the racecourse and Terry's there are views towards the large number of mature trees lining Tadcaster and Knavesmire Roads, and within the gardens which back onto the Stray.

These buildings, defined as the Conservation Area, are of special importance because of their parkland setting (that is the racecourse and the stray) within the City of York Green Belt.

The main elements of the character and appearance of the area are:

- (1) A cluster of buildings set in open landscape;
- (2) The buildings of both Terry's Factory, especially the clock tower/chimney, and the racecourse grandstands rising out of their parkland setting in the York Green Belt;
- (3) The open views across the Knavesmire from Terry's Factory and the racecourse towards Tadcaster Road with its mature trees and the gardens backing onto the Stray.

http://www.york.gov.uk/planning/localplan/change4/conareas/con_0910.pdf

APPENDIX 2

Listed Building Description

BISHOPTHORPE ROAD

YORK

Terry's of York Time Office

492558

Grade II

Office and transit/recreation room, 1924-30, architects J G Davies and L E Wade for Terry's of York chocolate manufactures. Red brick in English bond with sandstone ashlar dressings, two storeys, flat concrete and asphalt roof. Baroque Revival style. Façade facing entrance road and headquarters block; central single storey entrance porch with tripartite window above, flanked by quoin strips in alternating red brick and sandstone, with frieze above. Three 2-light windows to either side plus slightly projecting end blocks with tripartite windows similar to centre on both floors. End blocks are framed in ashlar pilaster strips with a frieze over. All windows and frames are C20 replacements. Ashlar faced parapet which is stepped up over centre and blocks. Left return has one 3-light first floor window; right return has two 3-light windows to each floor. Rear has similar fenestration to front, with end blocks defined by quoin strips of alternating brick and ashlar, a door replacing one of the windows to the right of the end block and a central door framed by windows and on overlight.

Interior: the interior is now largely empty and the building is unused. Spiral iron staircase leads to first floor.

The building originally had two archways leading through it from front to back, through which delivery vehicles would pass. The brick infill can be clearly seen at the rear of the building, showing that the ground floor windows in the ranges to either side of the centre block are later additions. This building was also where employees clocked in, hence its name of the Time Office Block.

The building is included value.for group.

HISTORY: Terry's of York began as a confectionary business owned by Bayldon & Berry in 1767 on a site near Bootham Bar. Joseph Terry, connected by marriage to Berry trained as an apothecary, joined the firm, which moved in 1724 to St. Helen's Square. By 1830 Terry was the sole owner, and gradually developed the chocolate side of the business. New factory premises were built at Clementhorpe in 1862 to provide better transport links, but continued expansion led to the need for New Premises at Bishopthorpe Road.

SUMMARY: This building is one of a group consisting of headquarters offices, factory, clocktower, Time office block and liquor factory, which were built at the same time. The complex is a strong group in architectural terms, presenting a uniform style which reflects the strength and importance of the corporate image of Terry's chocolate firm. The buildings also have a strong historical interest, representing the most complete surviving expression of the importance of the confectionary business in York, and confirming on a national scale, York's high status in this business.

SOURCES: COLBECK. Maurice 'Made in Yorkshire', 1992, pp. 22-32.
'Terry's of York, 1767-1967', 1967, (Private Publication).
"C.W.M" Journal of Jos. Rowntree, 1925 (pamphlet).

BISHOPTHORPE ROAD
YORK

Terry's of York Liquor Factory
493075
Grade II

Liquor store, now disused, built 1924-30 for Terry's of York by architects J G Davies and L E Wade. Red brick in English bond with sandstone ashlar dressing. Single storey, with raised entrances and a brick parapet concealing a concrete and asphalt flat roof. Frontage to entrance road: central double half-glazed wooden doors with overlights approached up flight of nine steps with brick walls and posts, one side demolished. Former basement windows now bricked up. Mullioned and transomed small pane window to each side. Eaves strip in sandstone below parapet. Left return has two raised entrances up short flights of open stairs, both having overlights. Additional larger entrance to ground level at left end of building. Four windows as at front, basement windows bricked up but two with sandstone lintels remaining. Further buildings added to the rear, not of architectural or special interest.

Interior: viewed through windows: now an empty space.

HISTORY: Terry's of York began as a confectionary business owned by Bayldon & Berry in 1767 on a site near Bootham Bar. Joseph Terry, connected by marriage to Berry trained as an apothecary, joined the firm, which moved in 1724 to St. Helen's Square. By 1830 Terry was the sole owner, and gradually developed the chocolate side of the business. New factory premises were built at Clementhorpe in 1862 to provide better transport links, but continued expansion led to the need for New Premises at Bishopthorpe Road.

SUMMARY: This building is one of a group consisting of headquarters offices, factory, clocktower, Time office block and liquor factory, which were built at the same time. The complex is a strong group in architectural terms, presenting a uniform style which reflects the strength and importance of the corporate image of Terry's chocolate firm. The buildings also have a strong historical interest, representing the most complete surviving expression of the importance of the confectionary business in York, and confirming on a national scale, York's high status in this business.

SOURCES: COLBECK. Maurice 'Made in Yorkshire', 1992, pp. 22-32.
'Terry's of York, 1767-1967', 1967, (Private Publication).
"C.W.M" Journal of Jos. Rowntree, 1925 (pamphlet).

BISHOPTHORPE ROAD
YORK

Terry's of York Clock Tower, Water Tower and Boiler house with transformer house attached

492560

Grade II

Clock tower, water tower and boiler house, with attached transformer house, built in 1924-30, with later additions, by J G Davies and L E Wade for Terry's of York. Red brick in English bond with sandstone dressings and parapet. Concrete and asphalt roof, metal framed windows. Tower has six stages and attached buildings have three storeys. Tower has brick angle pilasters with sunk-panel ashlar heads at the fifth stage, and large small-paned sash windows with triple keyed lintols. Top stage has ashlar quoins and a clock face on each side on which the letters TERRY YORK replace numbers. The parapet has large corner blocks with balustrades between. The boiler house and transformer house both have small-pane sashes in plain surrounds, and brick parapets above sandstone eaves bonds.

Interior: ground floor only: boiler/transformer house still operational with machinery filling the ground floor.

HISTORY: Terry's of York began as a confectionary business owned by Bayldon & Berry in 1767 on a site near Bootham Bar. Joseph Terry, connected by marriage to Berry trained as an apothecary, joined the firm, which moved in 1724 to St. Helen's Square. By 1830 Terry was the sole owner, and gradually developed the chocolate side of the business. New factory premises were built at Clementhorpe in 1862 to provide better transport links, but continued expansion led to the need for New Premises at Bishopthorpe Road.

SUMMARY: This building is one of a group consisting of headquarters offices, factory, clocktower, Time office block and liquor factory, which were built at the same time. The complex is a strong group in architectural terms, presenting a uniform style which reflects the strength and importance of the corporate image of Terry's chocolate firm. The buildings also have a strong historical interest, representing the most complete surviving expression of the importance of the confectionary business in York, and confirming on a national scale, York's high status in this business.

SOURCES: COLBECK. Maurice 'Made in Yorkshire', 1992, pp. 22-32.

'Terry's of York, 1767-1967', 1967, (Private Publication).

"C.W.M" Journal of Jos. Rowntree, 1925 (pamphlet).

APPENDIX 3

Photographic Listing

Terry's of York, Bishopthorpe Road, York SE 59931 49887

Black & White Print Film ILFORD HP5 - 400ASA

Nikon FG-20 35mm SLR Camera with Nikkor 35mm Perspective Shift Lens

Photographer: Kelly C. Hunter (MAP Archaeological Consultancy Ltd.)

Film No.	Date	Neg. No.	Exposure	Aperture	Description	Facing
951	10/30/2006	1	-	-	Identification Shot.	-
951	10/30/2006	2	15	f22	Liquor Factory. Exterior South and East Elevations	North
951	10/30/2006	3	60	f22	Liquor Factory. Exterior South Elevation	North
951	10/30/2006	4	30	f22	Liquor Factory. Exterior West Elevation	East
951	10/30/2006	5	125	f22	Liquor Factory and Extension. Exterior West Elevation	North-east
951	10/30/2006	6	250	f22	Liquor Factory and Extension. Exterior North Elevation	North-west
951	10/30/2006	7	30	f22	Clock Tower. Exterior South and East Elevations	South
951	10/30/2006	8	60	f22	Clock Tower. Exterior East Elevation	West
951	10/30/2006	9	125	f22	Clock Tower. Exterior East Elevation	West
951	10/30/2006	10	30	f22	Clock Tower. Exterior South and West Elevations	North-west
951	10/30/2006	11	15	f16	Clock Tower Modern Extension. Exterior South Elevation	North
951	10/30/2006	12	250	f16	Clock Tower. Exterior South Elevation	North
951	10/30/2006	13	250	f16	Clock Tower Roof. Exterior	North-west
951	10/30/2006	14	250	f16	Clock Tower Interior. Level 4	South
951	10/30/2006	15	30	f5.6	Clock Tower Interior. Level 4	North-east
951	10/30/2006	16	60	f5.6	Boiler House Exterior Walkway	East
951	10/30/2006	17	60	f 16	Clock Tower Interior.	East
951	10/30/2006	18	60	f 16	Boiler House Exterior. West Elevation	North-east
951	10/30/2006	19	15	f 16	Boiler House Exterior. Roof	North
951	10/30/2006	20	30	f5.6	Boiler House. Interior First Floor	South
951	10/30/2006	21	30	f5.6	Boiler House. Interior First Floor	South
951	10/30/2006	22	15	f5.6	Boiler House. Interior First Floor	North
951	10/30/2006	23	125	f8	Boiler House. Interior Ground	East
951	10/30/2006	24	30	f5.6	Boiler House. Interior Ground	West

951	10/30/2006	25	15	f5.6	Boiler House. Interior Ground	West
951	10/30/2006	26	2	f4	Boiler House. Interior Ground	South-east
951	10/30/2006	27	2	f5.6	Boiler House. Interior Ground	South-west
951	10/30/2006	28	8	f5.6	Boiler House. Interior Ground	North
951	10/30/2006	29	30	f16	Liquor Factory. Exterior West Elevation	South-east
951	10/30/2006	30	30	f16	Liquor Factory. Exterior North Elevation	South
951	10/30/2006	31	30	f16	Boiler House. Exterior East Elevation	South-west
951	10/30/2006	32	125	f32	Modern Extension on Boiler House. Exterior	South-west
951	10/30/2006	33	60	f32	Modern Extension on Boiler House. Exterior	South
951	10/30/2006	34	125	f32	Modern Extension on Boiler House. Exterior	South
951	10/30/2006	35	30	f11	Hazardous Materials Store. Exterior	West
951	10/30/2006	36	125	f16	Time Office: Exterior South Elevation West Windows	East

Film No.	Date	Neg. No.	Exposure	Aperture	Description	Facing
952	10/30/2006	1	-	-	Identification Shot.	-
952	10/30/2006	2	60	f16	Time Office. Exterior South Elevation	North
952	10/30/2006	3	250	f16	Time Office. Exterior South Elevation	North
952	10/30/2006	4	250	f16	Time Office. Exterior South Elevation	North-east
952	10/30/2006	5	30	f 11	Time Office. Exterior West Elevation	East
952	10/30/2006	6	60	f16	Time Office. Exterior North Elevation	South-east
952	10/30/2006	7	125	f16	Time Office. Exterior North Elevation	South-west
952	10/30/2006	8	15	f16	Time Office. Exterior North and East Elevations	South-west
952	10/30/2006	9	60	f8	Time Office. Exterior North Elevation	South
952	10/30/2006	10	30	f8	Time Office. Exterior North Elevation	South
952	10/30/2006	11	60	f16	Single Storey Factory: Exterior East Elevation	South-west
952	10/30/2006	12	60	f16	Single Storey Factory: Exterior East Elevation	West
952	10/30/2006	13	15	f16	Single Storey Factory: Exterior East Elevation	North-west
952	10/30/2006	14	15	f16	Single Storey Factory: Exterior East Elevation	West
952	10/30/2006	15	30	f16	Single Storey Factory: Exterior East Elevation	South-west
952	10/30/2006	16	30	f16	Single Storey Factory: Exterior East Elevation	South-west
952	10/30/2006	17	15	f16	Single Storey Factory: Exterior East Elevation	North-west

952	10/30/2006	18	60	f16	Single Storey Factory: Exterior South Elevation	Nort-west
952	10/30/2006	19	30	f16	Single Storey Factory: Exterior South and West Elevation	North
952	10/30/2006	20	60	f16	Single Storey Factory: Exterior South Elevation	North-east
952	10/30/2006	21	15	f16	Single Storey Factory: Exterior South-west Elevation	North-east
952	10/30/2006	22	15	f16	Single Storey Factory: Exterior South Elevation	North
952	10/30/2006	23	30	f16	Single Storey Factory: Exterior West Elevation	North-east
952	10/30/2006	24	30	f8	Single Storey Factory: Exterior West Elevation	East
952	10/30/2006	25	60	f16	Single Storey Factory: Exterior West Elevation	East
952	10/30/2006	26	15	f16	Single Storey Factory: Exterior West Elevation	South-east
952	10/30/2006	27	30	f16	Single Storey Factory: Exterior North Elevation	South-east
952	10/30/2006	28	30	f16	Single Storey Factory: Exterior West Elevation	East
952	10/31/2006	29	60	f22	Gantry from Central Services Building and Multi-Storey Factory	East
952	10/31/2006	30	125	f22	Distribution Warehouse. Exterior	North-east
952	10/31/2006	31	125	f22	Distribution Warehouse. Exterior South Elevation	North-east
952	10/31/2006	32	125	f22	Distribution Warehouse. Exterior South Elevation	North-west
952	10/31/2006	33	125	f22	Distribution Warehouse. Exterior East Elevation	East
952	10/31/2006	34	30	f22	Distribution Warehouse. Exterior West Elevation	North-east
952	10/31/2006	35	30	f22	Transport Office. Exterior South Elevation	North
952	10/31/2006	36	30	f22	Transport Office. Exterior West Elevation	East

Film No.	Date	Neg. No.	Exposure	Aperture	Description	Facing
953	10/31/2006	1	-	-	Identification Shot.	-
953	10/31/2006	2	30	f22	Transport Office. Exterior North Elevation	East
953	10/31/2006	3	125	f22	Campleshon Road Entrance	North
953	10/31/2006	4	60	f22	Boundary Wall	North-west
953	10/31/2006	5	60	f22	Boundary Wall	North
953	10/31/2006	6	15	f11	Boundary Wall	West
953	10/31/2006	7	125	f22	Brick Structure	South
953	10/31/2006	8	30	f11	Distribution Warehouse. Exterior East Elevation	North
953	10/31/2006	9	30	f22	Distribution Warehouse. Exterior East Elevation	North

953	10/31/2006	10	30	f22	Distribution Warehouse. Exterior North Elevation	South-west
953	10/31/2006	11	8	f22	Distribution Warehouse. Exterior North Elevation	West
953	10/31/2006	12	125	f22	Liquor Mill. Exterior North Elevation	South-west
953	10/31/2006	13	125	f22	Liquor Mill. Exterior North Elevation	South
953	10/31/2006	14	125	f22	Nut and Fruit Store. Exterior East Elevation	North-west
953	10/31/2006	15	125	f22	Liquor Mill. Exterior West Elevation	North-east
953	10/31/2006	16	125	f22	Liquor Mill. Exterior West and South Elevation	East
953	10/31/2006	17	60	f32	Liquor Mill. Exterior South Elevation	North-east
953	10/31/2006	18	60	f22	Nut and Fruit Store. Exterior	North
953	10/31/2006	19	60	f22	Nut and Fruit Store. Exterior	West
953	10/31/2006	20	30	f22	Nut and Fruit Store. Exterior	North-east
953	10/31/2006	21	30	f22	Nut and Fruit Store. Exterior	South
953	10/31/2006	22	30	f11	Nut and Fruit Store. Exterior North Elevation	South-east
953	10/31/2006	23	60	f16	Nut and Fruit Store. Exterior East Elevation	South-west
953	10/31/2006	24	30	f16	Nut and Fruit Store. Exterior East Elevation	South-west
953	10/31/2006	25	60	f22	Central Services Building. Exterior East Elevation	South-west
953	10/31/2006	26	125	f22	Central Services Building. Exterior North Elevation	South
953	10/31/2006	27	125	f22	Central Services Building.	West
953	10/31/2006	28	30	f11	Central Services Building.	West
953	10/31/2006	29	125	f22	Central Services Building. Exterior North Elevation	South
953	10/31/2006	30	125	f22	Central Services Building. Exterior South Elevation	North-east
953	10/31/2006	31	125	f22	Central Services Building. Exterior South Elevation	North-west
953	10/31/2006	32	125	f22	Central Services Building. Exterior East Elevation	North
953	10/31/2006	33	8	f5.6	Liquor Factory Extension. Interior	North
953	10/31/2006	34	30	f5.6	Liquor Factory Extension. Interior	South
953	10/31/2006	35	2	f 5.6	Liquor Factory Extension. Interior	North
953	10/31/2006	36	2	f 5.6	Liquor Factory Extension. Interior	South

Film No.	Date	Neg. No.	Exposure	Aperture	Description	Facing
954	11/2/2006	1	-	-	Identification Shot.	-
954	11/2/2006	2	60	f11	Single Story Factory. Interior	East
954	11/2/2006	3	60	f11	Single Story Factory. Interior	East
954	11/2/2006	4	60	f11	Single Story Factory. Interior	East
954	11/2/2006	5	60	f11	Single Story Factory. Interior	East

954	11/2/2006	6	60	f11	Single Story Factory. Interior	West
954	11/2/2006	7	60	f11	Single Story Factory. Interior	West
954	11/2/2006	8	60	f11	Single Story Factory. Interior	East
954	11/2/2006	9	60	f11	Single Story Factory. Interior	South
954	11/2/2006	10	60	f11	Single Story Factory. Interior	East
954	11/2/2006	11	60	f11	Single Story Factory. Interior	West
954	11/2/2006	12	60	f11	Single Story Factory. Interior	West
954	11/2/2006	13	60	f11	Single Story Factory. Interior	North
954	11/2/2006	14	60	f11	Single Story Factory. Interior	East
954	11/2/2006	15	60	f11	Single Story Factory. Interior	East
954	11/2/2006	16	60	f11	Single Story Factory. Interior	North
954	11/2/2006	17	60	f11	Single Story Factory. Interior	South
954	11/2/2006	18	60	f11	Single Story Factory. Interior	East
954	11/2/2006	19	60	f11	Single Story Factory. Interior	West
954	11/2/2006	20	60	f11	Single Story Factory. Interior	North-west
954	11/2/2006	21	60	f11	Single Story Factory. Interior	West
954	11/2/2006	22	60	f11	Single Story Factory. Interior	North
954	11/2/2006	23	60	f11	Single Story Factory. Interior	South

Nikon D200 Digital Camera with 18-70mm lens
Photographer: Kelly Hunter (MAP Archaeological Consultancy Ltd)

File (jpg)	Date	Number			Description	Facing
DSC_0001	10/30/2006	1	-	-	Head Office. Ground Floor Interior. Entrance to Basement.	North-east
DSC_0002	10/30/2006	2	-	-	Head Office. Basement Interior. Staircase.	West
DSC_0003	10/30/2006	3	-	-	Head Office. Basement Interior.	North
DSC_0004	10/30/2006	4	-	-	Head Office. Basement Interior.	West
DSC_0005	10/30/2006	5	-	-	Head Office. Basement Interior.	West
DSC_0006	10/30/2006	6	-	-	Head Office. Ground Floor Interior. Atrium.	South-east
DSC_0007	10/30/2006	7	-	-	Head Office. Ground Floor Interior. Atrium.	North-east
DSC_0008	10/30/2006	8	-	-	Head Office. Ground Floor Interior. Atrium.	North-west
DSC_0009	10/30/2006	9	-	-	Head Office. Ground Floor Interior. Atrium.	South-west
DSC_0010	10/30/2006	10	-	-	Modern Extension on West side of Clock Tower. Exterior	North
DSC_0011	10/30/2006	11	-	-	Clock Tower. Exterior. Roof.	North
DSC_0012	10/30/2006	12	-	-	Clock Tower. Exterior. Roof.	West
DSC_0013	10/30/2006	13	-	-	Clock Tower. Exterior. Roof.	East
DSC_0014	10/30/2006	14	-	-	Clock Tower. Exterior. Roof.	North
DSC_0015	10/30/2006	15	-	-	Clock Tower. Exterior. Roof.	North
DSC_0016	10/30/2006	16	-	-	Clock Tower. Exterior. Roof.	East
DSC_0017	10/30/2006	17	-	-	Clock Tower. Exterior. Roof.	South
DSC_0018	10/30/2006	18	-	-	Clock Tower. Exterior. Roof.	South-east
DSC_0019	10/30/2006	19	-	-	Clock Tower. Exterior. Roof.	East

DSC_0020	10/30/2006	20	-	-	Clock Tower. Interior Above Level 4. Clock Face.	West
DSC_0021	10/30/2006	21	-	-	Clock Tower. Interior Above Level 4. Clock Face.	West
DSC_0022	10/30/2006	22	-	-	Clock Tower. Interior Above Level 4. Clock Mechanism.	West
DSC_0023	10/30/2006	23	-	-	Clock Tower. Interior Above Level 4. Ducting.	North
DSC_0024	10/30/2006	24	-	-	Clock Tower. Interior Above Level 4. Ducting.	North
DSC_0025	10/30/2006	25	-	-	Clock Tower. Interior Level 4	East
DSC_0026	10/30/2006	26	-	-	Clock Tower. Interior Level 4	East
DSC_0027	10/30/2006	27	-	-	Clock Tower. Interior Level 4	North-west
DSC_0028	10/30/2006	28	-	-	Clock Tower. Interior Level 4	South-west
DSC_0029	10/30/2006	29	-	-	Clock Tower. Interior Level 4	South
DSC_0030	10/30/2006	30	-	-	Clock Tower. Interior Level 4	South
DSC_0031	10/30/2006	31	-	-	Clock Tower. Interior Level 4	South
DSC_0032	10/30/2006	32	-	-	Clock Tower. Interior Level 4	West
DSC_0033	10/30/2006	33	-	-	Clock Tower. Interior Level 4	North
DSC_0034	10/30/2006	34	-	-	Clock Tower. Interior Level 4	North
DSC_0035	10/30/2006	35	-	-	Clock Tower. Interior Level 4	North
DSC_0036	10/30/2006	36	-	-	Clock Tower. Interior Level 4	North
DSC_0037	10/30/2006	37	-	-	Clock Tower. Interior Level 4	North
DSC_0038	10/30/2006	38	-	-	Clock Tower. Interior Level 4	North
DSC_0039	10/30/2006	39	-	-	Clock Tower. Interior Level 4	North-west
DSC_0040	10/30/2006	40	-	-	Clock Tower. Interior Level 3	West
DSC_0041	10/30/2006	41	-	-	Clock Tower. Interior Level 3	North-west
DSC_0042	10/30/2006	42	-	-	Clock Tower. Interior Level 3	North-east
DSC_0043	10/30/2006	43	-	-	Clock Tower. Interior Level 3	North-east
DSC_0044	10/30/2006	44	-	-	Clock Tower. Interior Level 3	North-east
DSC_0045	10/30/2006	45	-	-	Clock Tower. Interior Level 3	North
DSC_0046	10/30/2006	46	-	-	Clock Tower. Interior Level 2	East
DSC_0048	10/30/2006	47	-	-	Clock Tower. Interior Level 2	East
DSC_0049	10/30/2006	48	-	-	Clock Tower. Interior Level 2	North-west
DSC_0050	10/30/2006	49	-	-	Clock Tower. Interior Level 2	North-west
DSC_0051	10/30/2006	50	-	-	Clock Tower. Interior Level 2	West
DSC_0052	10/30/2006	51	-	-	Clock Tower. Interior Level 2	South
DSC_0053	10/30/2006	52	-	-	Clock Tower. Interior Level 2	North
DSC_0054	10/30/2006	53	-	-	Clock Tower. Interior Level 2	North
DSC_0055	10/30/2006	54	-	-	Clock Tower. Interior Level 2	South
DSC_0056	10/30/2006	55	-	-	Boiler House. Interior First Floor	South
DSC_0057	10/30/2006	56	-	-	Boiler House. Interior First Floor	South
DSC_0058	10/30/2006	57	-	-	Boiler House. Interior First Floor	North
DSC_0059	10/30/2006	58	-	-	Boiler House. Interior First Floor	
DSC_0060	10/30/2006	59	-	-	Boiler House. Interior First Floor	North
DSC_0061	10/30/2006	60	-	-	Boiler House. Interior First Floor	East
DSC_0062	10/30/2006	61	-	-	Boiler House. Interior First Floor	South

DSC_0063	10/30/2006	62	-	-	Boiler House. Interior First Floor
DSC_0064	10/30/2006	63	-	-	Boiler House. Interior First Floor North
DSC_0065	10/30/2006	64	-	-	Boiler House. Interior First Floor
DSC_0066	10/30/2006	65	-	-	Boiler House. Interior First Floor West
DSC_0067	10/30/2006	66	-	-	Boiler House. Interior First Floor East
DSC_0068	10/30/2006	67	-	-	Boiler House. Interior First Floor
DSC_0069	10/30/2006	68	-	-	Boiler House. Interior First Floor
DSC_0070	10/30/2006	69	-	-	Boiler House. Interior First Floor West
DSC_0071	10/30/2006	70	-	-	Boiler House. Interior First Floor West
DSC_0072	10/30/2006	71	-	-	Boiler House. Interior First Floor West
DSC_0073	10/30/2006	72	-	-	Boiler House. Interior First Floor North
DSC_0074	10/30/2006	73	-	-	Boiler House. Interior First Floor South
DSC_0075	10/30/2006	74	-	-	Boiler House. Interior First Floor East
DSC_0076	10/30/2006	75	-	-	Boiler House. Interior First Floor North
DSC_0077	10/30/2006	76	-	-	Clock Tower. Interior Level 1 East
DSC_0078	10/30/2006	77	-	-	Clock Tower. Interior Level 1 North
DSC_0079	10/30/2006	78	-	-	Clock Tower. Interior Level 1 North
DSC_0080	10/30/2006	79	-	-	Clock Tower. Interior Level 1 North
DSC_0081	10/30/2006	80	-	-	Clock Tower. Interior Level 1 North-west
DSC_0082	10/30/2006	81	-	-	Clock Tower. Interior Level 1 West
DSC_0083	10/30/2006	82	-	-	Clock Tower. Interior Level 1 South
DSC_0084	10/30/2006	83	-	-	Transformer House. Interior South Ground Floor
DSC_0085	10/30/2006	84	-	-	Transformer House. Interior South Ground Floor
DSC_0086	10/30/2006	85	-	-	Transformer House. Interior East Ground Floor
DSC_0087	10/30/2006	86	-	-	Transformer House. Interior Ground Floor
DSC_0088	10/30/2006	87	-	-	Transformer House. Interior South Ground Floor
DSC_0089	10/30/2006	88	-	-	Transformer House. Interior South Ground Floor
DSC_0090	10/30/2006	89	-	-	Transformer House. Interior West Ground Floor
DSC_0091	10/30/2006	90	-	-	Transformer House. Interior West Ground Floor
DSC_0092	10/30/2006	91	-	-	Transformer House. Interior North Ground Floor
DSC_0093	10/30/2006	92	-	-	Transformer House. Interior North Ground Floor

DSC_0094	10/30/2006	93	-	-	Transformer House. Interior Ground Floor	North
DSC_0095	10/30/2006	94	-	-	Transformer House. Interior Ground Floor	West
DSC_0096	10/30/2006	95	-	-	Transformer House. Interior Ground Floor	East
DSC_0097	10/30/2006	96	-	-	Transformer House. Interior Ground Floor	East
DSC_0098	10/30/2006	97	-	-	Transformer House. Interior Ground Floor	North
DSC_0099	10/30/2006	98	-	-	Clock Tower. Interior Ground	East
DSC_0100	10/30/2006	99	-	-	Clock Tower. Interior Ground	West
DSC_0101	10/30/2006	100	-	-	Clock Tower. Interior Ground	West
DSC_0102	10/30/2006	101	-	-	Clock Tower. Interior Ground	South
DSC_0103	10/30/2006	102	-	-	Clock Tower. Interior Ground	East
DSC_0104	10/30/2006	103	-	-	Clock Tower. Interior Ground	East
DSC_0105	10/30/2006	104	-	-	Clock Tower. Interior Ground	North
DSC_0106	10/30/2006	105	-	-	Clock Tower. Interior Ground	North
DSC_0107	10/30/2006	106	-	-	Clock Tower. Interior Ground	West
DSC_0108	10/30/2006	107	-	-	Boiler House. Interior Ground	East
DSC_0109	10/30/2006	108	-	-	Boiler House. Interior Ground	North-east
DSC_0110	10/30/2006	109	-	-	Boiler House. Interior Ground	North-east
DSC_0111	10/30/2006	110	-	-	Boiler House. Interior Ground	North
DSC_0112	10/30/2006	111	-	-	Boiler House. Interior Ground	East
DSC_0113	10/30/2006	112	-	-	Boiler House. Interior Ground	West
DSC_0114	10/30/2006	113	-	-	Boiler House. Interior Ground	South
DSC_0115	10/30/2006	114	-	-	Boiler House. Interior Ground	South
DSC_0116	10/30/2006	115	-	-	Boiler House. Interior Ground	South
DSC_0117	10/30/2006	116	-	-	Boiler House. Interior Ground	South
DSC_0118	10/30/2006	117	-	-	Boiler House. Interior Ground	North
DSC_0119	10/30/2006	118	-	-	Boiler House. Interior Ground	North-west
DSC_0120	10/30/2006	119	-	-	Boiler House. Interior Ground	South
DSC_0121	10/30/2006	120	-	-	Boiler House. Interior Ground	North-east
DSC_0122	10/30/2006	121	-	-	Boiler House. Interior Ground	South
DSC_0123	10/30/2006	122	-	-	Boiler House. Interior Ground	North
DSC_0124	10/30/2006	123	-	-	Boiler House. Interior Ground	North
DSC_0127	10/30/2006	124	-	-	Boiler House. Interior Ground	
DSC_0128	10/30/2006	125	-	-	Boiler House. Interior Ground	North
DSC_0129	10/30/2006	126	-	-	Boiler House. Interior Ground	North
DSC_0130	10/30/2006	127	-	-	Boiler House. Interior Ground	North
DSC_0131	10/30/2006	128	-	-	Boiler House. Interior Ground	East
DSC_0132	10/30/2006	129	-	-	Boiler House. Interior Ground	East
DSC_0133	10/30/2006	130	-	-	Boiler House. Interior Ground	South
DSC_0134	10/30/2006	131	-	-	Boiler House. Interior Ground	South-east
DSC_0135	10/30/2006	132	-	-	Boiler House. Interior Ground	South
DSC_0136	10/30/2006	133	-	-	Boiler House. Interior Ground	
DSC_0137	10/30/2006	134	-	-	Boiler House. Interior Ground	South
DSC_0138	10/30/2006	135	-	-	Boiler House. Interior Ground	North
DSC_0139	10/30/2006	136	-	-	Boiler House. Interior Ground	North
DSC_0001	10/31/2006	137	-	-	Liquor Factory. Interior Ground Floor	South
DSC_0002	10/31/2006	138	-	-	Liquor Factory. Interior Ground Floor	West

DSC_0003	10/31/2006	139	-	-	Liquor Factory. Interior Ground Floor	West
DSC_0004	10/31/2006	140	-	-	Liquor Factory. Interior Ground Floor	West
DSC_0005	10/31/2006	141	-	-	Liquor Factory. Interior Ground Floor	South
DSC_0006	10/31/2006	142	-	-	Liquor Factory. Interior Ground Floor	West
DSC_0007	10/31/2006	143	-	-	Liquor Factory. Interior Ground Floor	West
DSC_0008	10/31/2006	144	-	-	Liquor Factory. Interior Ground Floor	
DSC_0009	10/31/2006	145	-	-	Liquor Factory. Interior Ground Floor	West
DSC_0010	10/31/2006	146	-	-	Liquor Factory. Interior Ground Floor	North
DSC_0011	10/31/2006	147	-	-	Liquor Factory. Interior Lower Ground Floor	North
DSC_0012	10/31/2006	148	-	-	Liquor Factory. Interior Lower Ground Floor	West
DSC_0013	10/31/2006	149	-	-	Liquor Factory. Interior Lower Ground Floor	South
DSC_0014	10/31/2006	150	-	-	Liquor Factory. Interior Lower Ground Floor	South
DSC_0015	10/31/2006	151	-	-	Liquor Factory. Interior Lower Ground Floor	East
DSC_0016	10/31/2006	152	-	-	Liquor Factory. Interior Lower Ground Floor	North
DSC_0017	10/31/2006	153	-	-	Liquor Factory. Interior Lower Ground Floor	North
DSC_0018	10/31/2006	154	-	-	Liquor Factory. Interior Lower Ground Floor	North-east
DSC_0019	10/31/2006	155	-	-	Liquor Factory. Interior Lower Ground Floor	North
DSC_0020	10/31/2006	156	-	-	Liquor Factory. Interior Lower Ground Floor	West
DSC_0021	10/31/2006	157	-	-	Liquor Factory. Interior Lower Ground Floor	North
DSC_0022	10/31/2006	158	-	-	Liquor Factory. Interior Lower Ground Floor	West
DSC_0023	10/31/2006	159	-	-	Liquor Factory. Exterior Lower Ground Floor Entrance	North
DSC_0024	10/31/2006	160	-	-	Liquor Factory. Exterior Lower Ground Floor Entrance	East
DSC_0025	10/31/2006	161	-	-	Liquor Factory. Exterior West Elevation Entrance to Ground	East
DSC_0026	10/31/2006	162	-	-	Liquor Factory Extension. Interior	South-west
DSC_0028	10/31/2006	163	-	-	Liquor Factory Extension. Interior	North-west
DSC_0029	10/31/2006	164	-	-	Liquor Factory Extension. Interior	West
DSC_0030	10/31/2006	165	-	-	Liquor Factory Extension. Interior	West

DSC_0031	10/31/2006	166	-	-	Liquor Factory Extension. Interior	West
DSC_0032	10/31/2006	167	-	-	Liquor Factory Extension. Interior	West
DSC_0033	10/31/2006	168	-	-	Liquor Factory Extension. Interior	South
DSC_0034	10/31/2006	169	-	-	Liquor Factory Extension. Interior	East
DSC_0035	10/31/2006	170	-	-	Time Office. Exterior South Elevation	North
DSC_0036	10/31/2006	171	-	-	Time Office. Exterior South Elevation	North
DSC_0037	10/31/2006	172	-	-	Time Office. Interior Ground Floor	East
DSC_0038	10/31/2006	173	-	-	Time Office. Interior Ground Floor	East
DSC_0039	10/31/2006	174	-	-	Time Office. Interior Ground Floor	South
DSC_0040	10/31/2006	175	-	-	Time Office. Interior Ground Floor	South-east
DSC_0041	10/31/2006	176	-	-	Time Office. Interior Ground Floor	North
DSC_0042	10/31/2006	177	-	-	Time Office. Interior Ground Floor	South
DSC_0043	10/31/2006	178	-	-	Time Office. Interior Ground Floor	South-west
DSC_0044	10/31/2006	179	-	-	Time Office. Interior Ground Floor	West
DSC_0045	10/31/2006	180	-	-	Time Office. Interior Ground Floor	South
DSC_0046	10/31/2006	181	-	-	Time Office. Interior Ground Floor	North
DSC_0047	10/31/2006	182	-	-	Time Office. Interior Ground Floor	South
DSC_0048	10/31/2006	183	-	-	Time Office. Interior Ground Floor	
DSC_0049	10/31/2006	184	-	-	Time Office. Interior Ground Floor	East
DSC_0050	10/31/2006	185	-	-	Time Office. Interior Ground Floor	West
DSC_0051	10/31/2006	186	-	-	Time Office. Interior Ground Floor	West
DSC_0052	10/31/2006	187	-	-	Time Office. Interior Ground Floor	North-east
DSC_0053	10/31/2006	188	-	-	Time Office. Interior Ground Floor	East
DSC_0054	10/31/2006	189	-	-	Time Office. Interior Ground Floor	West
DSC_0055	10/31/2006	190	-	-	Time Office. Interior Ground Floor	South
DSC_0056	10/31/2006	191	-	-	Time Office. Interior Ground Floor	South-east
DSC_0057	10/31/2006	192	-	-	Time Office. Interior Ground Floor	South

DSC_0058	10/31/2006	193	-	-	Time Office. Interior Ground Floor	North-west
DSC_0059	10/31/2006	194	-	-	Time Office. Interior First Floor	South
DSC_0060	10/31/2006	195	-	-	Time Office. Interior First Floor	North
DSC_0061	10/31/2006	196	-	-	Time Office. Interior First Floor	North
DSC_0062	10/31/2006	197	-	-	Time Office. Interior First Floor	East
DSC_0063	10/31/2006	198	-	-	Time Office. Interior First Floor	North-east
DSC_0064	10/31/2006	199	-	-	Time Office. Interior First Floor	North-east
DSC_0065	10/31/2006	200	-	-	Time Office. Exterior Roof	West
DSC_0066	10/31/2006	201	-	-	Time Office. Exterior Roof	East
DSC_0067	10/31/2006	202	-	-	Time Office. Interior First Floor	East
DSC_0068	10/31/2006	203	-	-	Time Office. Interior First Floor	South
DSC_0069	10/31/2006	204	-	-	Time Office. Interior First Floor	North-west
DSC_0070	10/31/2006	205	-	-	Time Office. Interior First Floor	West
DSC_0071	10/31/2006	206	-	-	Time Office. Interior First Floor	East
DSC_0072	10/31/2006	207	-	-	Time Office. Interior First Floor	South
DSC_0073	10/31/2006	208	-	-	Time Office. Interior First Floor	East
DSC_0074	10/31/2006	209	-	-	Time Office. Interior First Floor	North-east
DSC_0075	10/31/2006	210	-	-	Time Office. Interior First Floor	South-west
DSC_0076	10/31/2006	211	-	-	Time Office. Interior First Floor	South-east
DSC_0077	10/31/2006	212	-	-	Time Office. Interior First Floor	South
DSC_0078	10/31/2006	213	-	-	Time Office. Interior First Floor	North-west
DSC_0079	10/31/2006	214	-	-	Time Office. Interior First Floor	North
DSC_0080	10/31/2006	215	-	-	Time Office. Interior First Floor	South
DSC_0081	10/31/2006	216	-	-	Time Office. Interior First Floor	South-east
DSC_0082	10/31/2006	217	-	-	Time Office. Interior First Floor	South-west
DSC_0083	10/31/2006	218	-	-	Time Office. Interior First Floor	North
DSC_0084	10/31/2006	219	-	-	Time Office. Interior First Floor	South
DSC_0085	10/31/2006	220	-	-	Time Office. Interior First Floor	North

DSC_0086	10/31/2006	221	-	-	Time Office. Interior First Floor	South
DSC_0087	10/31/2006	222	-	-	Time Office. Interior First Floor	South-east
DSC_0088	10/31/2006	223	-	-	Time Office. Interior First Floor	North-west
DSC_0089	10/31/2006	224	-	-	Time Office. Interior First Floor	South-west
DSC_0090	10/31/2006	225	-	-	Time Office. Interior First Floor	North-east
DSC_0091	10/31/2006	226	-	-	Time Office. Interior First Floor	East
DSC_0092	10/31/2006	227	-	-	Time Office. Interior First Floor	West
DSC_0093	10/31/2006	228	-	-	Time Office. Interior First Floor	North-west
DSC_0094	10/31/2006	229	-	-	Time Office. Interior First Floor	South-east
DSC_0095	10/31/2006	230	-	-	Time Office. Interior First Floor	North
DSC_0096	10/31/2006	231	-	-	Time Office. Interior First Floor	North-east
DSC_0097	10/31/2006	232	-	-	Time Office. Interior First Floor	South-east
DSC_0098	10/31/2006	233	-	-	Time Office. Interior First Floor	
DSC_0099	10/31/2006	234	-	-	Time Office. Interior First Floor	South
DSC_0100	10/31/2006	235	-	-	Time Office. Interior First Floor	South
DSC_0101	10/31/2006	236	-	-	Time Office. Interior Ground Floor	West
DSC_0102	10/31/2006	237	-	-	Time Office. Interior Ground Floor	West
DSC_0103	10/31/2006	238	-	-	Time Office. Interior Ground Floor	South-west
DSC_0104	10/31/2006	239	-	-	Time Office. Interior Ground Floor	
DSC_0105	10/31/2006	240	-	-	Time Office. Interior Ground Floor	West
DSC_0106	10/31/2006	241	-	-	Time Office. Interior Ground Floor	East
DSC_0107	10/31/2006	242	-	-	Time Office. Interior Ground Floor	East
DSC_0108	10/31/2006	243	-	-	Time Office. Interior Ground Floor	West
DSC_0109	10/31/2006	244	-	-	Time Office. Interior Ground Floor	East
DSC_0110	10/31/2006	245	-	-	Time Office. Interior Ground Floor	South-west
DSC_0111	10/31/2006	246	-	-	Time Office. Interior Ground Floor	South-east
DSC_0112	10/31/2006	247	-	-	Time Office. Interior Ground Floor	West

DSC_0113	10/31/2006	248	-	-	Time Office. Interior Ground Floor	South-east
DSC_0114	10/31/2006	249	-	-	Time Office. Interior Ground Floor	North-west
DSC_0115	10/31/2006	250	-	-	Time Office. Interior Ground Floor	West
DSC_0116	10/31/2006	251	-	-	Time Office. Interior Ground Floor	South-east
DSC_0117	10/31/2006	252	-	-	Time Office. Interior Ground Floor	North-east
DSC_0118	10/31/2006	253	-	-	Time Office. Interior Ground Floor	South-west
DSC_0119	10/31/2006	254	-	-	Time Office. Interior Ground Floor	West
DSC_0120	10/31/2006	255	-	-	Time Office. Interior Ground Floor	North-east
DSC_0121	10/31/2006	256	-	-	Time Office. Interior Ground Floor	North-west
DSC_0122	10/31/2006	257	-	-	Time Office. Interior Ground Floor	South-east
DSC_0123	10/31/2006	258	-	-	Time Office. Interior Ground Floor	North-east
DSC_0124	10/31/2006	259	-	-	Time Office. Interior Ground Floor	West
DSC_0125	10/31/2006	260	-	-	Time Office. Interior Ground Floor	West
DSC_0126	10/31/2006	261	-	-	Time Office. Interior Ground Floor	South
DSC_0127	10/31/2006	262	-	-	Time Office. Interior Ground Floor	West
DSC_0128	10/31/2006	263	-	-	Time Office. Interior Ground Floor	North-west
DSC_0129	10/31/2006	264	-	-	Time Office. Interior Ground Floor	North
DSC_0130	10/31/2006	265	-	-	Time Office. Interior Ground Floor	East
DSC_0131	10/31/2006	266	-	-	Time Office. Interior Ground Floor	West
DSC_0132	10/31/2006	267	-	-	Time Office. Interior Ground Floor	East
DSC_0001	11/2/2006	268	-	-	Single Storey Factory. Interior	West
DSC_0002	11/2/2006	269	-	-	Single Storey Factory. Interior	West
DSC_0003	11/2/2006	270	-	-	Single Storey Factory. Interior	East
DSC_0004	11/2/2006	271	-	-	Single Storey Factory. Interior	North-east
DSC_0005	11/2/2006	272	-	-	Single Storey Factory. Interior	North-west
DSC_0006	11/2/2006	273	-	-	Single Storey Factory. Interior	East
DSC_0007	11/2/2006	274	-	-	Single Storey Factory. Interior	East
DSC_0008	11/2/2006	275	-	-	Single Storey Factory. Interior	East
DSC_0009	11/2/2006	276	-	-	Single Storey Factory. Interior	South
DSC_0011	11/2/2006	277	-	-	Single Storey Factory. Interior	South
DSC_0012	11/2/2006	278	-	-	Single Storey Factory. Interior	North
DSC_0013	11/2/2006	279	-	-	Single Storey Factory. Interior	North
DSC_0014	11/2/2006	280	-	-	Single Storey Factory. Interior	South
DSC_0015	11/2/2006	281	-	-	Single Storey Factory. Interior	North

DSC_0016	11/2/2006	282	-	-	Single Storey Factory. Interior	South-west
DSC_0017	11/2/2006	283	-	-	Single Storey Factory. Interior	East
DSC_0018	11/2/2006	284	-	-	Single Storey Factory. Interior	South
DSC_0019	11/2/2006	285	-	-	Single Storey Factory. Interior	South
DSC_0020	11/2/2006	286	-	-	Single Storey Factory. Interior	East
DSC_0021	11/2/2006	287	-	-	Single Storey Factory. Interior	North-east
DSC_0022	11/2/2006	288	-	-	Single Storey Factory. Interior	East
DSC_0023	11/2/2006	289	-	-	Single Storey Factory. Interior	North
DSC_0024	11/2/2006	290	-	-	Single Storey Factory. Interior	North
DSC_0025	11/2/2006	291	-	-	Single Storey Factory. Interior	East
DSC_0026	11/2/2006	292	-	-	Single Storey Factory. Interior	East
DSC_0027	11/2/2006	293	-	-	Single Storey Factory. Interior	East
DSC_0028	11/2/2006	294	-	-	Single Storey Factory. Interior	North-east
DSC_0029	11/2/2006	295	-	-	Single Storey Factory. Interior	South-west
DSC_0030	11/2/2006	296	-	-	Single Storey Factory. Interior	East
DSC_0031	11/2/2006	297	-	-	Single Storey Factory. Interior	East
DSC_0032	11/2/2006	298	-	-	Single Storey Factory. Interior	East
DSC_0033	11/2/2006	299	-	-	Single Storey Factory. Interior	West
DSC_0034	11/2/2006	300	-	-	Single Storey Factory. Interior	East
DSC_0035	11/2/2006	301	-	-	Single Storey Factory. Interior	North-east
DSC_0036	11/2/2006	302	-	-	Single Storey Factory. Interior	North
DSC_0037	11/2/2006	303	-	-	Single Storey Factory. Interior	East
DSC_0038	11/2/2006	304	-	-	Single Storey Factory. Interior	West
DSC_0039	11/2/2006	305	-	-	Single Storey Factory. Interior	West
DSC_0040	11/2/2006	306	-	-	Single Storey Factory. Interior	East
DSC_0041	11/2/2006	307	-	-	Single Storey Factory. Interior	West
DSC_0042	11/2/2006	308	-	-	Single Storey Factory. Interior	West
DSC_0043	11/2/2006	309	-	-	Single Storey Factory. Interior	South
DSC_0044	11/2/2006	310	-	-	Single Storey Factory. Interior	East
DSC_0045	11/2/2006	311	-	-	Single Storey Factory. Interior	West
DSC_0046	11/2/2006	312	-	-	Single Storey Factory. Interior	West
DSC_0047	11/2/2006	313	-	-	Single Storey Factory. Interior	West
DSC_0048	11/2/2006	314	-	-	Single Storey Factory. Interior	West
DSC_0049	11/2/2006	315	-	-	Single Storey Factory. Interior	East
DSC_0050	11/2/2006	316	-	-	Single Storey Factory. Interior	East
DSC_0051	11/2/2006	317	-	-	Single Storey Factory. Interior	North-east
DSC_0052	11/2/2006	318	-	-	Single Storey Factory. Interior	West
DSC_0053	11/2/2006	319	-	-	Single Storey Factory. Interior	West
DSC_0054	11/2/2006	320	-	-	Single Storey Factory. Interior	West
DSC_0055	11/2/2006	321	-	-	Single Storey Factory. Interior	West
DSC_0056	11/2/2006	322	-	-	Single Storey Factory. Interior	West
DSC_0057	11/2/2006	323	-	-	Single Storey Factory. Interior	West
DSC_0058	11/2/2006	324	-	-	Single Storey Factory. Interior	East
DSC_0059	11/2/2006	325	-	-	Single Storey Factory. Interior	East
DSC_0060	11/2/2006	326	-	-	Single Storey Factory. Interior	North
DSC_0061	11/2/2006	327	-	-	Single Storey Factory. Interior	East
DSC_0062	11/2/2006	328	-	-	Single Storey Factory. Interior	South-east
DSC_0063	11/2/2006	329	-	-	Single Storey Factory. Interior	North-west
DSC_0064	11/2/2006	330	-	-	Single Storey Factory. Interior	South-east
DSC_0065	11/2/2006	331	-	-	Single Storey Factory. Interior	North
DSC_0066	11/2/2006	332	-	-	Single Storey Factory. Interior	North-west

DSC_0067	11/2/2006	333	-	-	Single Storey Factory. Interior	East
DSC_0068	11/2/2006	334	-	-	Single Storey Factory. Interior	East
DSC_0069	11/2/2006	335	-	-	Single Storey Factory. Interior	South-east
DSC_0070	11/2/2006	336	-	-	Single Storey Factory. Interior	North
DSC_0071	11/2/2006	337	-	-	Single Storey Factory. Interior	South-west
DSC_0072	11/2/2006	338	-	-	Single Storey Factory. Interior	South
DSC_0073	11/2/2006	339	-	-	Single Storey Factory. Interior	East
DSC_0074	11/2/2006	340	-	-	Single Storey Factory. Interior	South
DSC_0075	11/2/2006	341	-	-	Single Storey Factory. Interior	East
DSC_0076	11/2/2006	342	-	-	Single Storey Factory. Interior	South
DSC_0077	11/2/2006	343	-	-	Single Storey Factory. Interior	North
DSC_0078	11/2/2006	344	-	-	Single Storey Factory. Interior	South
DSC_0079	11/2/2006	345	-	-	Single Storey Factory. Interior	North
DSC_0080	11/2/2006	346	-	-	Single Storey Factory. Interior	South
DSC_0081	11/2/2006	347	-	-	Single Storey Factory. Interior	South
DSC_0082	11/2/2006	348	-	-	Single Storey Factory. Interior	North
DSC_0083	11/2/2006	349	-	-	Single Storey Factory. Interior	North-west
DSC_0084	11/2/2006	350	-	-	Single Storey Factory. Interior	South-west
DSC_0085	11/2/2006	351	-	-	Single Storey Factory. Interior	North-east
DSC_0086	11/2/2006	352	-	-	Single Storey Factory. Interior	East
DSC_0087	11/2/2006	353	-	-	Single Storey Factory. Interior	East
DSC_0088	11/2/2006	354	-	-	Single Storey Factory. Interior	West
DSC_0089	11/2/2006	355	-	-	Single Storey Factory. Interior	West
DSC_0090	11/2/2006	356	-	-	Single Storey Factory. Interior	East
DSC_0091	11/2/2006	357	-	-	Single Storey Factory. Interior	West
DSC_0092	11/2/2006	358	-	-	Single Storey Factory. Interior	North-west
DSC_0093	11/2/2006	359	-	-	Single Storey Factory. Interior	South-east
DSC_0094	11/2/2006	360	-	-	Single Storey Factory. Interior	South
DSC_0095	11/2/2006	361	-	-	Single Storey Factory. Interior	South
DSC_0096	11/2/2006	362	-	-	Single Storey Factory. Interior	South
DSC_0097	11/2/2006	363	-	-	Single Storey Factory. Interior	South
DSC_0098	11/2/2006	364	-	-	Single Storey Factory. Interior	South
DSC_0099	11/2/2006	365	-	-	Single Storey Factory. Interior	North
DSC_0100	11/2/2006	366	-	-	Single Storey Factory. Interior	North
DSC_0101	11/2/2006	367	-	-	Single Storey Factory. Interior	North
DSC_0102	11/2/2006	368	-	-	Single Storey Factory. Interior	North
DSC_0103	11/2/2006	369	-	-	Single Storey Factory. Interior	North
DSC_0104	11/2/2006	370	-	-	Single Storey Factory. Interior	North
DSC_0105	11/2/2006	371	-	-	Single Storey Factory. Interior	West
DSC_0106	11/2/2006	372	-	-	Single Storey Factory. Interior	West
DSC_0107	11/2/2006	373	-	-	Single Storey Factory. Interior	East
DSC_0108	11/2/2006	374	-	-	Single Storey Factory. Interior	South
DSC_0109	11/2/2006	375	-	-	Single Storey Factory. Interior	South
DSC_0110	11/2/2006	376	-	-	Single Storey Factory. Interior	South
DSC_0111	11/2/2006	377	-	-	Single Storey Factory. Interior	South
DSC_0112	11/2/2006	378	-	-	Single Storey Factory. Interior	South
DSC_0113	11/2/2006	379	-	-	Single Storey Factory. Interior	South
DSC_0114	11/2/2006	380	-	-	Single Storey Factory. Interior	South
DSC_0115	11/2/2006	381	-	-	Single Storey Factory. Interior	South
DSC_0116	11/2/2006	382	-	-	Single Storey Factory. Interior	North
DSC_0117	11/2/2006	383	-	-	Single Storey Factory. Interior	North

DSC_0118	11/2/2006	384	-	-	Single Storey Factory. Interior	North
DSC_0119	11/2/2006	385	-	-	Single Storey Factory. Interior	South
DSC_0120	11/2/2006	386	-	-	Single Storey Factory. Interior	West
DSC_0121	11/2/2006	387	-	-	Single Storey Factory. Interior	North-east
DSC_0122	11/2/2006	388	-	-	Single Storey Factory. Interior	West
DSC_0123	11/2/2006	389	-	-	Single Storey Factory. Interior	West
DSC_0124	11/2/2006	390	-	-	Single Storey Factory. Interior	North
DSC_0125	11/2/2006	391	-	-	Single Storey Factory. Interior	West
DSC_0126	11/2/2006	392	-	-	Single Storey Factory. Interior	South
DSC_0127	11/2/2006	393	-	-	Single Storey Factory. Interior	East
DSC_0128	11/2/2006	394	-	-	Single Storey Factory. Interior	North
DSC_0129	11/2/2006	395	-	-	Single Storey Factory. Interior	South-west
DSC_0130	11/2/2006	396	-	-	Single Storey Factory. Interior	East
DSC_0131	11/2/2006	397	-	-	Single Storey Factory. Interior	West
DSC_0132	11/2/2006	398	-	-	Single Storey Factory. Interior	North
DSC_0133	11/2/2006	399	-	-	Single Storey Factory. Interior	East
DSC_0134	11/2/2006	400	-	-	Single Storey Factory. Interior	West
DSC_0135	11/2/2006	401	-	-	Single Storey Factory. Interior	North
DSC_0136	11/2/2006	402	-	-	Single Storey Factory. Interior	North-east
DSC_0137	11/2/2006	403	-	-	Single Storey Factory. Interior	South
DSC_0138	11/2/2006	404	-	-	Single Storey Factory. Interior	South-west
DSC_0139	11/2/2006	405	-	-	Single Storey Factory. Interior	West
DSC_0140	11/2/2006	406	-	-	Single Storey Factory. Interior	North
DSC_0141	11/2/2006	407	-	-	Single Storey Factory. Interior	North-east
DSC_0142	11/2/2006	408	-	-	Single Storey Factory. Interior	South-west
DSC_0143	11/2/2006	409	-	-	Single Storey Factory. Interior	West
DSC_0144	11/2/2006	410	-	-	Single Storey Factory. Interior	North-west
DSC_0145	11/2/2006	411	-	-	Single Storey Factory. Interior	West
DSC_0146	11/2/2006	412	-	-	Single Storey Factory. Interior	East
DSC_0148	11/2/2006	413	-	-	Nut and Fruit Store. Interior.	East
DSC_0149	11/2/2006	414	-	-	Nut and Fruit Store. Interior.	West
DSC_0150	11/2/2006	415	-	-	Nut and Fruit Store. Interior.	West
DSC_0152	11/2/2006	416	-	-	Nut and Fruit Store. Interior.	South-west
DSC_0153	11/2/2006	417	-	-	Nut and Fruit Store. Interior.	South-east
DSC_0156	11/2/2006	418	-	-	Nut and Fruit Store. Interior.	East
DSC_0157	11/2/2006	419	-	-	Nut and Fruit Store. Interior.	West
DSC_0158	11/2/2006	420	-	-	Nut and Fruit Store. Interior.	West
DSC_0159	11/2/2006	421	-	-	Nut and Fruit Store. Interior.	West
DSC_0160	11/2/2006	422	-	-	Nut and Fruit Store. Interior.	West
DSC_0161	11/2/2006	423	-	-	Nut and Fruit Store. Interior.	East
DSC_0162	11/2/2006	424	-	-	Nut and Fruit Store. Interior.	South-east
DSC_0164	11/2/2006	425	-	-	Nut and Fruit Store. Interior.	South
DSC_0165	11/2/2006	426	-	-	Nut and Fruit Store. Interior.	North
DSC_0166	11/2/2006	427	-	-	Nut and Fruit Store. Interior.	West
DSC_0167	11/2/2006	428	-	-	Nut and Fruit Store. Interior.	West
DSC_0168	11/2/2006	429	-	-	Nut and Fruit Store. Interior.	West
DSC_0169	11/2/2006	430	-	-	Nut and Fruit Store. Interior.	East
DSC_0170	11/2/2006	431	-	-	Nut and Fruit Store. Interior.	West
DSC_0171	11/2/2006	432	-	-	Nut and Fruit Store. Interior.	East

DSC_0172	11/2/2006	433	-	-	Nut and Fruit Store. Interior.	West
DSC_0173	11/2/2006	434	-	-	Nut and Fruit Store. Interior.	South
DSC_0174	11/2/2006	435	-	-	Nut and Fruit Store. Interior.	South-east
DSC_0175	11/2/2006	436	-	-	Nut and Fruit Store. Interior.	South-west
DSC_0177	11/2/2006	437	-	-	Nut and Fruit Store. Interior.	North
DSC_0178	11/2/2006	438	-	-	Nut and Fruit Store. Interior.	North
DSC_0179	11/2/2006	439	-	-	Nut and Fruit Store. Interior.	South
DSC_0181	11/2/2006	440	-	-	Nut and Fruit Store. Interior.	East
DSC_0183	11/2/2006	441	-	-	Nut and Fruit Store. Interior.	East
DSC_0184	11/2/2006	442	-	-	Nut and Fruit Store. Interior.	East
DSC_0187	11/2/2006	443	-	-	Nut and Fruit Store. Interior.	East
DSC_0188	11/2/2006	444	-	-	Nut and Fruit Store. Interior.	West
DSC_0191	11/2/2006	445	-	-	Central Services Building. Interior Ground Floor	South
DSC_0193	11/2/2006	446	-	-	Central Services Building. Interior Ground Floor	South-east
DSC_0194	11/2/2006	447	-	-	Central Services Building. Interior Ground Floor	West
DSC_0195	11/2/2006	448	-	-	Central Services Building. Interior Ground Floor	
DSC_0196	11/2/2006	449	-	-	Central Services Building. Interior Ground Floor	South-east
DSC_0197	11/2/2006	450	-	-	Central Services Building. Interior Ground Floor	North-west
DSC_0198	11/2/2006	451	-	-	Central Services Building. Interior Ground Floor	South-west
DSC_0199	11/2/2006	452	-	-	Central Services Building. Interior Ground Floor	East
DSC_0200	11/2/2006	453	-	-	Central Services Building. Interior Ground Floor	North-west
DSC_0201	11/2/2006	454	-	-	Central Services Building. Interior Ground Floor	East
DSC_0202	11/2/2006	455	-	-	Central Services Building. Interior Ground Floor	West
DSC_0203	11/2/2006	456	-	-	Central Services Building. Interior Ground Floor	South
DSC_0204	11/2/2006	457	-	-	Central Services Building. Interior Ground Floor	North
DSC_0205	11/2/2006	458	-	-	Central Services Building. Interior Ground Floor	East
DSC_0206	11/2/2006	459	-	-	Central Services Building. Interior Ground Floor	West
DSC_0207	11/2/2006	460	-	-	Central Services Building. Interior Ground Floor	South
DSC_0208	11/2/2006	461	-	-	Central Services Building. Interior Ground Floor	West
DSC_0209	11/2/2006	462	-	-	Central Services Building. Interior Ground Floor	North
DSC_0210	11/2/2006	463	-	-	Central Services Building. Interior Ground Floor	West
DSC_0211	11/2/2006	464	-	-	Central Services Building. Interior Ground Floor	South

DSC_0212	11/2/2006	465	-	-	Central Services Building. Interior Ground Floor	South-west
DSC_0213	11/2/2006	466	-	-	Central Services Building. Interior Ground Floor	South
DSC_0214	11/2/2006	467	-	-	Central Services Building. Interior Ground Floor	North
DSC_0215	11/2/2006	468	-	-	Central Services Building. Interior Ground Floor	West
DSC_0216	11/2/2006	469	-	-	Central Services Building. Interior Ground Floor	West
DSC_0217	11/2/2006	470	-	-	Central Services Building. Interior Ground Floor	North
DSC_0218	11/2/2006	471	-	-	Central Services Building. Interior Ground Floor	North
DSC_0219	11/2/2006	472	-	-	Central Services Building. Interior Ground Floor	South
DSC_0220	11/2/2006	473	-	-	Central Services Building. Interior Ground Floor	South
DSC_0221	11/2/2006	474	-	-	Central Services Building. Interior Ground Floor	North
DSC_0222	11/2/2006	475	-	-	Central Services Building. Interior First Floor	West
DSC_0223	11/2/2006	476	-	-	Central Services Building. Interior First Floor	South
DSC_0224	11/2/2006	477	-	-	Central Services Building. Interior First Floor	South-west
DSC_0225	11/2/2006	478	-	-	Central Services Building. Interior First Floor	West
DSC_0226	11/2/2006	479	-	-	Central Services Building. Interior First Floor	North
DSC_0227	11/2/2006	480	-	-	Central Services Building. Interior First Floor	North
DSC_0228	11/2/2006	481	-	-	Central Services Building. Interior First Floor	West
DSC_0229	11/2/2006	482	-	-	Central Services Building. Interior First Floor	West
DSC_0230	11/2/2006	483	-	-	Central Services Building. Interior First Floor	North
DSC_0231	11/2/2006	484	-	-	Central Services Building. Interior First Floor	South-west
DSC_0232	11/2/2006	485	-	-	Central Services Building. Interior First Floor	South-east
DSC_0233	11/2/2006	486	-	-	Central Services Building. Interior First Floor	North-west
DSC_0234	11/2/2006	487	-	-	Central Services Building. Interior First Floor	East
DSC_0235	11/2/2006	488	-	-	Central Services Building. Interior First Floor	South
DSC_0236	11/2/2006	489	-	-	Central Services Building. Interior First Floor	North
DSC_0237	11/2/2006	490	-	-	Central Services Building. Interior First Floor	West
DSC_0238	11/2/2006	491	-	-	Central Services Building. Interior First Floor	North

DSC_0239	11/2/2006	492	-	-	Central Services Building. Interior First Floor	South
DSC_0240	11/2/2006	493	-	-	Central Services Building. Interior First Floor	East
DSC_0241	11/2/2006	494	-	-	Central Services Building. Interior First Floor	North
DSC_0242	11/2/2006	495	-	-	Central Services Building. Interior First Floor	North-east
DSC_0243	11/2/2006	496	-	-	Central Services Building. Interior First Floor	East
DSC_0244	11/2/2006	497	-	-	Central Services Building. Interior First Floor	East
DSC_0245	11/2/2006	498	-	-	Central Services Building. Interior First Floor	West
DSC_0246	11/2/2006	499	-	-	Central Services Building. Interior Ground Floor	South
DSC_0247	11/2/2006	500	-	-	Central Services Building. Interior Ground Floor	North-west
DSC_0248	11/2/2006	501	-	-	Central Services Building. Interior Ground Floor	North
DSC_0249	11/2/2006	502	-	-	Central Services Building. Interior Ground Floor	South
DSC_0250	11/2/2006	503	-	-	Central Services Building. Interior Ground Floor	South
DSC_0251	11/2/2006	504	-	-	Central Services Building. Interior Ground Floor	South
DSC_0252	11/2/2006	505	-	-	Central Services Building. Interior Ground Floor	South
DSC_0253	11/2/2006	506	-	-	Central Services Building. Interior Ground Floor	North
DSC_0254	11/2/2006	507	-	-	Central Services Building. Interior Ground Floor	West
DSC_0255	11/2/2006	508	-	-	Central Services Building. Interior Ground Floor	West
DSC_0256	11/2/2006	509	-	-	Central Services Building. Interior Ground Floor	North
DSC_0257	11/2/2006	510	-	-	Central Services Building. Interior Ground Floor	North-east
DSC_0258	11/2/2006	511	-	-	Central Services Building. Interior Ground Floor	South-east
DSC_0259	11/2/2006	512	-	-	Central Services Building. Interior Ground Floor	North
DSC_0260	11/2/2006	513	-	-	Central Services Building. Interior Ground Floor	East
DSC_0261	11/2/2006	514	-	-	Central Services Building. Interior Ground Floor	North-west
DSC_0262	11/2/2006	515	-	-	Central Services Building. Interior Ground Floor	North-east
DSC_0263	11/2/2006	516	-	-	Central Services Building. Interior Ground Floor	South-west
DSC_0264	11/2/2006	517	-	-	Central Services Building. Interior Second Floor Gantry into Head Office	East
DSC_0265	11/2/2006	518	-	-	Central Services Building. Interior Second Floor	South

DSC_0266	11/2/2006	519	-	-	Central Services Building. Interior Second Floor	West
DSC_0267	11/2/2006	520	-	-	Central Services Building. Interior Second Floor	West
DSC_0268	11/2/2006	521	-	-	Central Services Building. Interior Second Floor	East
DSC_0269	11/2/2006	522	-	-	Central Services Building. Interior Second Floor	North-west
DSC_0270	11/2/2006	523	-	-	Central Services Building. Interior Second Floor	West
DSC_0271	11/2/2006	524	-	-	Central Services Building. Interior Second Floor	East
DSC_0272	11/2/2006	525	-	-	Central Services Building. Interior Second Floor	North
DSC_0273	11/2/2006	526	-	-	Central Services Building. Interior Second Floor	West
DSC_0274	11/2/2006	527	-	-	Central Services Building. Interior Second Floor	East
DSC_0275	11/2/2006	528	-	-	Central Services Building. Interior Second Floor	East
DSC_0276	11/2/2006	529	-	-	Central Services Building. Interior Second Floor	West
DSC_0277	11/2/2006	530	-	-	Central Services Building. Interior Second Floor	North
DSC_0278	11/2/2006	531	-	-	Central Services Building. Interior Second Floor	West
DSC_0279	11/2/2006	532	-	-	Central Services Building. Interior Second Floor	South
DSC_0280	11/2/2006	533	-	-	Central Services Building. Interior Second Floor Gantry into Multi Storey Factory	West
DSC_0281	11/2/2006	534	-	-	Central Services Building. Interior Second Floor Gantry into Multi Storey Factory	East
DSC_0282	11/2/2006	535	-	-	Central Services Building. Interior Second Floor Gantry into Multi Storey Factory	South
DSC_0001	11/3/2006	536	-	-	Boiler House. Interior Ground	North
DSC_0002	11/3/2006	537	-	-	Boiler House. Interior Ground	
DSC_0003	11/3/2006	538	-	-	Central Services Building. Interior Ground Floor	West
DSC_0004	11/3/2006	539	-	-	Central Services Building. Interior Ground Floor	East
DSC_0005	11/3/2006	540	-	-	Central Services Building. Interior Ground Floor	South
DSC_0006	11/3/2006	541	-	-	Central Services Building. Interior Ground Floor	North
DSC_0007	11/3/2006	542	-	-	Central Services Building. Interior Ground Floor	North-west
DSC_0008	11/3/2006	543	-	-	Central Services Building. Interior Ground Floor	North
DSC_0011	11/3/2006	544	-	-	Central Services Building. Interior Ground Floor	East
DSC_0012	11/3/2006	545	-	-	Central Services Building. Interior Ground Floor	East

DSC_0013	11/3/2006	546	-	-	Central Services Building. Interior Ground Floor	South
DSC_0014	11/3/2006	547	-	-	Central Services Building. Interior Ground Floor	North
DSC_0015	11/3/2006	548	-	-	Central Services Building. Interior Ground Floor	West
DSC_0016	11/3/2006	549	-	-	Central Services Building. Interior Ground Floor	North
DSC_0017	11/3/2006	550	-	-	Central Services Building. Interior Second Floor	West
DSC_0018	11/3/2006	551	-	-	Central Services Building. Interior Second Floor	South
DSC_0019	11/3/2006	552	-	-	Central Services Building. Interior Second Floor	North
DSC_0020	11/3/2006	553	-	-	Central Services Building. Interior Second Floor	East
DSC_0021	11/3/2006	554	-	-	Central Services Building. Interior Second Floor	South
DSC_0022	11/3/2006	555	-	-	Central Services Building. Interior Second Floor	North-west
DSC_0023	11/3/2006	556	-	-	Central Services Building. Interior Second Floor	South-east
DSC_0025	11/3/2006	557	-	-	Central Services Building. Interior Second Floor	West
DSC_0027	11/3/2006	558	-	-	Central Services Building. Interior Second Floor	South
DSC_0028	11/3/2006	559	-	-	Central Services Building. Interior Second Floor	West
DSC_0029	11/3/2006	560	-	-	Central Services Building. Interior Second Floor	South
DSC_0030	11/3/2006	561	-	-	Central Services Building. Interior Second Floor	South
DSC_0031	11/3/2006	562	-	-	Central Services Building. Interior Second Floor	West
DSC_0032	11/3/2006	563	-	-	Central Services Building. Interior Second Floor	South
DSC_0033	11/3/2006	564	-	-	Central Services Building. Interior Second Floor	East
DSC_0034	11/3/2006	565	-	-	Central Services Building. Interior Second Floor	East
DSC_0037	11/3/2006	566	-	-	Central Services Building. Interior Second Floor	North
DSC_0038	11/3/2006	567	-	-	Central Services Building. Interior Second Floor	West
DSC_0039	11/3/2006	568	-	-	Central Services Building. Interior Second Floor	North
DSC_0040	11/3/2006	569	-	-	Central Services Building. Interior Second Floor	North
DSC_0041	11/3/2006	570	-	-	Central Services Building. Interior Second Floor	North-west
DSC_0042	11/3/2006	571	-	-	Central Services Building. Interior Second Floor	West
DSC_0043	11/3/2006	572	-	-	Central Services Building. Interior Second Floor	East

DSC_0044	11/3/2006	573	-	-	Central Services Building. Interior Second Floor	East
DSC_0045	11/3/2006	574	-	-	Central Services Building. Interior Second Floor	North-west
DSC_0046	11/3/2006	575	-	-	Central Services Building. Interior Second Floor	South-east
DSC_0047	11/3/2006	576	-	-	Central Services Building. Interior Second Floor	South
DSC_0048	11/3/2006	577	-	-	Central Services Building. Interior Second Floor	North
DSC_0049	11/3/2006	578	-	-	Central Services Building. Interior Second Floor	North
DSC_0050	11/3/2006	579	-	-	Central Services Building. Interior Second Floor	South
DSC_0051	11/3/2006	580	-	-	Central Services Building. Interior Second Floor	North
DSC_0052	11/3/2006	581	-	-	Central Services Building. Interior Second Floor	South-east
DSC_0053	11/3/2006	582	-	-	Central Services Building. Interior Second Floor	West
DSC_0054	11/3/2006	583	-	-	Central Services Building. Interior Second Floor	East
DSC_0055	11/3/2006	584	-	-	Central Services Building. Interior Second Floor	South
DSC_0056	11/3/2006	585	-	-	Central Services Building. Interior Second Floor	North
DSC_0057	11/3/2006	586	-	-	Central Services Building. Interior Second Floor	North
DSC_0058	11/3/2006	587	-	-	Central Services Building. Interior Second Floor	South
DSC_0059	11/3/2006	588	-	-	Central Services Building. Interior Second Floor	East
DSC_0060	11/3/2006	589	-	-	Central Services Building. Interior Second Floor	West
DSC_0061	11/3/2006	590	-	-	Central Services Building. Interior Second Floor	West
DSC_0062	11/3/2006	591	-	-	Central Services Building. Interior Second Floor	East
DSC_0063	11/3/2006	592	-	-	Central Services Building. Interior Second Floor	North
DSC_0064	11/3/2006	593	-	-	Central Services Building. Interior Second Floor	East
DSC_0065	11/3/2006	594	-	-	Central Services Building. Interior Second Floor	West
DSC_0066	11/3/2006	595	-	-	Central Services Building. Interior Roof	South
DSC_0067	11/3/2006	596	-	-	Central Services Building. Interior Roof	South
DSC_0068	11/3/2006	597	-	-	Central Services Building. Interior Roof	East
DSC_0070	11/3/2006	598	-	-	Central Services Building. Exterior Roof	East
DSC_0071	11/3/2006	599	-	-	Central Services Building. Exterior Roof	North-west

DSC_0072	11/3/2006	600	-	-	Central Services Building. Exterior Roof	South-west
DSC_0073	11/3/2006	601	-	-	Central Services Building. Exterior Roof	East
DSC_0074	11/3/2006	602	-	-	Central Services Building. Exterior Roof	West
DSC_0075	11/3/2006	603	-	-	Central Services Building. Exterior Roof	West
DSC_0076	11/3/2006	604	-	-	Central Services Building. Exterior Roof	North
DSC_0077	11/3/2006	605	-	-	Central Services Building. Interior Second Floor	West
DSC_0078	11/3/2006	606	-	-	Central Services Building. Interior Second Floor	South-west
DSC_0079	11/3/2006	607	-	-	Central Services Building. Interior Second Floor	North-east
DSC_0080	11/3/2006	608	-	-	Central Services Building. Interior Second Floor	South
DSC_0081	11/3/2006	609	-	-	Central Services Building. Interior Second Floor	North
DSC_0084	11/3/2006	610	-	-	Central Services Building. Interior Second Floor	South
DSC_0085	11/3/2006	611	-	-	Central Services Building. Interior Second Floor	
DSC_0086	11/3/2006	612	-	-	Central Services Building. Interior Second Floor	North
DSC_0087	11/3/2006	613	-	-	Central Services Building. Interior Second Floor	South
DSC_0088	11/3/2006	614	-	-	Central Services Building. Interior Second Floor	North
DSC_0090	11/3/2006	615	-	-	Liquor Mill. Exterior West Loading Bay	North
DSC_0091	11/3/2006	616	-	-	Liquor Mill. Interior	South
DSC_0093	11/3/2006	617	-	-	Liquor Mill. Interior	East
DSC_0094	11/3/2006	618	-	-	Liquor Mill. Interior	North
DSC_0095	11/3/2006	619	-	-	Liquor Mill. Interior	South-east
DSC_0097	11/3/2006	620	-	-	Liquor Mill. Interior	South
DSC_0098	11/3/2006	621	-	-	Liquor Mill. Interior	South-west
DSC_0099	11/3/2006	622	-	-	Liquor Mill. Interior	South-west
DSC_0100	11/3/2006	623	-	-	Liquor Mill. Interior	South-west
DSC_0101	11/3/2006	624	-	-	Liquor Mill. Interior	South
DSC_0102	11/3/2006	625	-	-	Liquor Mill. Interior	South
DSC_0103	11/3/2006	626	-	-	Liquor Mill. Interior	East
DSC_0104	11/3/2006	627	-	-	Liquor Mill. Interior	North
DSC_0105	11/3/2006	628	-	-	Liquor Mill. Interior	North
DSC_0106	11/3/2006	629	-	-	Liquor Mill. Interior	South
DSC_0107	11/3/2006	630	-	-	Liquor Mill. Interior	North-east
DSC_0108	11/3/2006	631	-	-	Liquor Mill. Interior	South-west
DSC_0109	11/3/2006	632	-	-	Liquor Mill. Interior	North
DSC_0110	11/3/2006	633	-	-	Liquor Mill. Interior	South
DSC_0111	11/3/2006	634	-	-	Liquor Mill. Interior	East
DSC_0112	11/3/2006	635	-	-	Liquor Mill. Interior	North
DSC_0113	11/3/2006	636	-	-	Liquor Mill. Interior	South
DSC_0114	11/3/2006	637	-	-	Liquor Mill. Interior	South
DSC_0115	11/3/2006	638	-	-	Liquor Mill. Interior	South

DSC_0116	11/3/2006	639	-	-	Liquor Mill. Interior	South
DSC_0117	11/3/2006	640	-	-	Liquor Mill. Interior	East
DSC_0118	11/3/2006	641	-	-	Liquor Mill. Interior	South-east
DSC_0119	11/3/2006	642	-	-	Liquor Mill. Interior	South-east
DSC_0120	11/3/2006	643	-	-	Liquor Mill. Interior	North
DSC_0121	11/3/2006	644	-	-	Liquor Mill. Interior	South
DSC_0122	11/3/2006	645	-	-	Liquor Mill. Interior	South-west
DSC_0123	11/3/2006	646	-	-	Liquor Mill. Interior	North
DSC_0124	11/3/2006	647	-	-	Liquor Mill. Interior	South
DSC_0125	11/3/2006	648	-	-	Liquor Mill. Interior	West
DSC_0126	11/3/2006	649	-	-	Liquor Mill. Interior	North
DSC_0127	11/3/2006	650	-	-	Liquor Mill. Interior	East
DSC_0128	11/3/2006	651	-	-	Liquor Mill. Interior	South
DSC_0129	11/3/2006	652	-	-	Liquor Mill. Interior	South
DSC_0130	11/3/2006	653	-	-	Liquor Mill. Interior	South
DSC_0131	11/3/2006	654	-	-	Liquor Mill. Interior	West
DSC_0132	11/3/2006	655	-	-	Liquor Mill. Interior	North
DSC_0133	11/3/2006	656	-	-	Liquor Mill. Interior	East
DSC_0134	11/3/2006	657	-	-	Liquor Mill. Interior	South
DSC_0135	11/3/2006	658	-	-	Liquor Mill. Interior	West
DSC_0136	11/3/2006	659	-	-	Liquor Mill. Interior	West
DSC_0137	11/3/2006	660	-	-	Liquor Mill. Interior	East
DSC_0138	11/3/2006	661	-	-	Liquor Mill. Interior	East
DSC_0139	11/3/2006	662	-	-	Liquor Mill. Interior	West
DSC_0140	11/3/2006	663	-	-	Liquor Mill. Interior	North
DSC_0141	11/3/2006	664	-	-	Liquor Mill. Interior	South
DSC_0142	11/3/2006	665	-	-	Liquor Mill. Interior	West
DSC_0143	11/3/2006	666	-	-	Liquor Mill. Interior	East
DSC_0144	11/3/2006	667	-	-	Liquor Mill. Interior	West
DSC_0145	11/3/2006	668	-	-	Liquor Mill. Interior	West
DSC_0146	11/3/2006	669	-	-	Liquor Mill. Interior	West
DSC_0147	11/3/2006	670	-	-	Liquor Mill. Interior	West
DSC_0148	11/3/2006	671	-	-	Liquor Mill. Interior	North
DSC_0149	11/3/2006	672	-	-	Liquor Mill. Interior	South
DSC_0150	11/3/2006	673	-	-	Liquor Mill. Interior	North
DSC_0151	11/3/2006	674	-	-	Liquor Mill. Interior	South
DSC_0152	11/3/2006	675	-	-	Liquor Mill. Interior	South
DSC_0153	11/3/2006	676	-	-	Liquor Mill. Interior	North
DSC_0154	11/3/2006	677	-	-	Liquor Mill. Interior	South
DSC_0155	11/3/2006	678	-	-	Liquor Mill. Interior	South
DSC_0156	11/3/2006	679	-	-	Liquor Mill. Interior	West
DSC_0157	11/3/2006	680	-	-	Liquor Mill. Interior	North
DSC_0158	11/3/2006	681	-	-	Liquor Mill. Interior	East
DSC_0159	11/3/2006	682	-	-	Liquor Mill. Interior	South
DSC_0160	11/3/2006	683	-	-	Liquor Mill. Interior	West
DSC_0161	11/3/2006	684	-	-	Distribution Warehouse. Interior	East
DSC_0162	11/3/2006	685	-	-	Distribution Warehouse. Interior	West
DSC_0163	11/3/2006	686	-	-	Distribution Warehouse. Interior	North
DSC_0164	11/3/2006	687	-	-	Distribution Warehouse. Interior	East
DSC_0165	11/3/2006	688	-	-	Distribution Warehouse. Interior	West
DSC_0166	11/3/2006	689	-	-	Distribution Warehouse. Interior	West
DSC_0167	11/3/2006	690	-	-	Distribution Warehouse. Interior	East
DSC_0168	11/3/2006	691	-	-	Distribution Warehouse. Interior	South-east
DSC_0169	11/3/2006	692	-	-	Distribution Warehouse. Interior	South-west
DSC_0170	11/3/2006	693	-	-	Distribution Warehouse. Interior	North-west

DSC_0171	11/3/2006	694	-	-	Distribution Warehouse. Interior	North-west
DSC_0172	11/3/2006	695	-	-	Distribution Warehouse. Interior	North
DSC_0173	11/3/2006	696	-	-	Distribution Warehouse. Interior	North
DSC_0174	11/3/2006	697	-	-	Distribution Warehouse. Interior	West
DSC_0175	11/3/2006	698	-	-	Distribution Warehouse. Interior	West
DSC_0176	11/3/2006	699	-	-	Distribution Warehouse. Interior	West
DSC_0177	11/3/2006	700	-	-	Distribution Warehouse. Interior	North
DSC_0178	11/3/2006	701	-	-	Distribution Warehouse. Interior	South
DSC_0179	11/3/2006	702	-	-	Distribution Warehouse. Interior	East
DSC_0180	11/3/2006	703	-	-	Distribution Warehouse. Interior	West
DSC_0181	11/3/2006	704	-	-	Distribution Warehouse. Interior	West
DSC_0182	11/3/2006	705	-	-	Distribution Warehouse. Interior	North
DSC_0183	11/3/2006	706	-	-	Distribution Warehouse. Interior	North
DSC_0184	11/3/2006	707	-	-	Distribution Warehouse. Interior	East
DSC_0185	11/3/2006	708	-	-	Distribution Warehouse. Interior	North-west
DSC_0186	11/3/2006	709	-	-	Distribution Warehouse. Interior	South-east
DSC_0187	11/3/2006	710	-	-	Distribution Warehouse. Interior	North
DSC_0188	11/3/2006	711	-	-	Distribution Warehouse. Interior	East
DSC_0189	11/3/2006	712	-	-	Distribution Warehouse. Interior	North
DSC_0190	11/3/2006	713	-	-	Distribution Warehouse. Interior	North-west
DSC_0191	11/3/2006	714	-	-	Distribution Warehouse. Interior	South
DSC_0192	11/3/2006	715	-	-	Distribution Warehouse. Interior	South-east
DSC_0193	11/3/2006	716	-	-	Distribution Warehouse. Interior	North-west
DSC_0194	11/3/2006	717	-	-	Distribution Warehouse. Interior	South
DSC_0195	11/3/2006	718	-	-	Distribution Warehouse. Interior	North
DSC_0196	11/3/2006	719	-	-	Distribution Warehouse. Interior	South-west
DSC_0197	11/3/2006	720	-	-	Distribution Warehouse. Interior	North-west
DSC_0198	11/3/2006	721	-	-	Distribution Warehouse. Interior	West
DSC_0199	11/3/2006	722	-	-	Distribution Warehouse. Interior	East
DSC_0200	11/3/2006	723	-	-	Distribution Warehouse. Interior	East
DSC_0201	11/3/2006	724	-	-	Distribution Warehouse. Interior	North
DSC_0202	11/3/2006	725	-	-	Distribution Warehouse. Interior	South
DSC_0203	11/3/2006	726	-	-	Transport Office. Interior	North
DSC_0204	11/3/2006	727	-	-	Transport Office. Interior	South
DSC_0205	11/3/2006	728	-	-	Transport Office. Interior	
DSC_0206	11/3/2006	729	-	-	Transport Office. Interior	East
DSC_0207	11/3/2006	730	-	-	Transport Office. Interior	North
DSC_0208	11/3/2006	731	-	-	Transport Office. Interior	West
DSC_0209	11/3/2006	732	-	-	Transport Office. Interior	North
DSC_0210	11/3/2006	733	-	-	Transport Office. Interior	South
DSC_0211	11/3/2006	734	-	-	Transport Office. Interior	North-west
DSC_0212	11/3/2006	735	-	-	Transport Office. Interior	South-east
DSC_0213	11/3/2006	736	-	-	Transport Office. Interior	North-east
DSC_0214	11/3/2006	737	-	-	Transport Office. Interior	South-west

APPENDIX 4

Observations of the Building Survey

The Head Office Building

The Exterior of the Head Office Building has only had a small number of alterations:-

- The inserted doors on the west end of the south elevation into the Security Office
- The addition of the gantry into the to the west elevation
- The double glazed replacement windows on the first floor, west end of the north elevation.

The Head office interior has many original features reflecting the status of Terry's of York. The main entrance and the corridors either side, the offices on the west side with their associated lavatories, the main atrium and the offices on the north-west of the atrium are of high status with plaster ceilings, panelled rooms and decorated doors, architraves and pediments. The main atrium has been used as offices and the glazed panel sub-divisions reflect the design of the rear offices. The Atrium Room partitions are decorated in the style of the rest of the interior design and appear to have original partition doors. The same style of glazed partitions can be seen in many of the offices, which have been encased by modern lowered modern ceilings in several places. The corridors on the first floor have glazed ceiling lights. The ground floor corridor is also lit by internal windows on the west end of the south corridor and the south end of the west corridor. The main entrance hall has a cupola with a glazed housing, which can be seen on the roof. The roof has north lights set into a saw style roof structure, set back from the raised pediment. Offices on the west side of the east corridor are lit by external light wells, which have white tiled walls.

The internal rooms on the east side of the west corridor on both floors, are store rooms or service rooms.

The laboratories and lavatories on the first floor are in keeping with the previous use of the building, as a work place. The lavatories have tiled walls, and tiled floors, oak subdivisions and some original fittings (sinks, urinals, toilets, mirrors and towel rails). The modern changes to the offices are subdivided offices and lowered ceilings. The addition of the gantry to the west façade led to the insertion of an additional flight of stairs in the same style as the original back staircase with iron balustrades and oak handrail, and a join is clearly seen in the terrazzo floor on the north wall.

The Factory Building

The exterior of the Factory has only minor changes, with modern doors for the personnel entrances on the main entrance on the north façade. The ground floor of the south façade has been encased to join to the single story factory to the south, by the construction of a roof between the buildings. A goods door had been inserted into the north façade at the west end. Original lifts are in four locations, two by the central staircases and by the east and west staircases. A single replacement window was on the first floor of the south façade, at the east end. An exterior goods lift has also been attached to the south façade, on the east side. A new entrance has removed the central window on the ground floor of the east façade. Windows were boarded on the third floor.

In the interior of the factory, the ground floor shows the most changes. The south facing windows have been blocked, and new entrances inserted to connect with the southern factory building. Some older glazed partitions and offices are seen on the upper floors. More modern partitions for machinery are also seen on the open plan floors. The lavatories and cloakrooms are in original detail, with some modern sub-divisions. The air-conditioning and ceiling fixtures are still in place. Floor weighing scales are visible on two floors. There is a goods lift between the ground and the third floor. Of note are the double windows in a room between the inserted goods lift and west staircase on the third floor, suggesting the brick partition is of later construction.

Original parkay floors and tiled lavatory floors have been overlain by modern non-slip surfaces in many areas of the main factory and in all cloakrooms and lavatories.

On the roof are several entrances from the staircases at the east and west ends and the central main staircase. There are also two structures containing the original air-conditioning plant, and a large (water) tank.